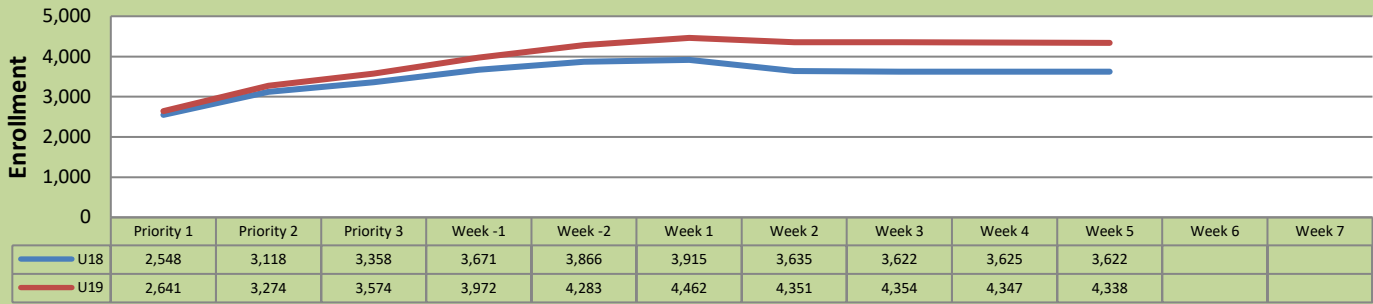


Summer 19 Weekly Enrollment Report

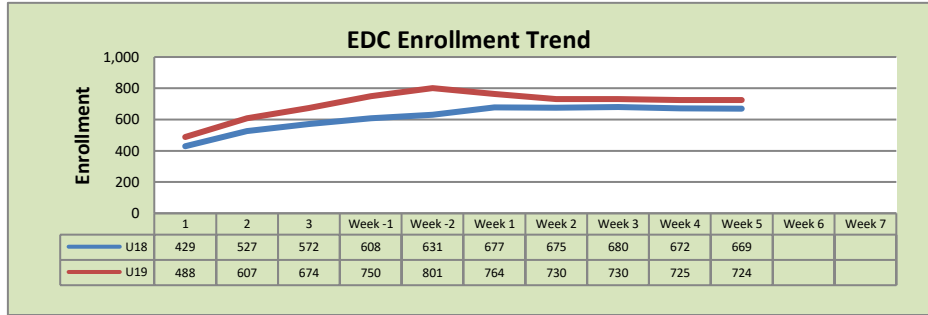
July 8, 2019: Week 5

Total Enrollment U18 and U19 % Change U18 - U19 = 19.8%

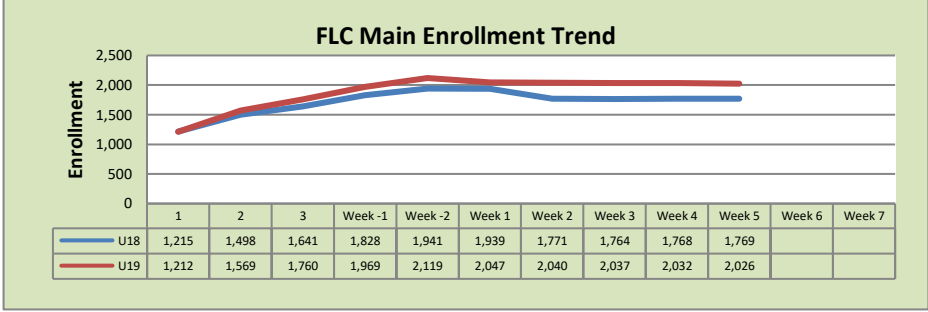


Enrollment by Site

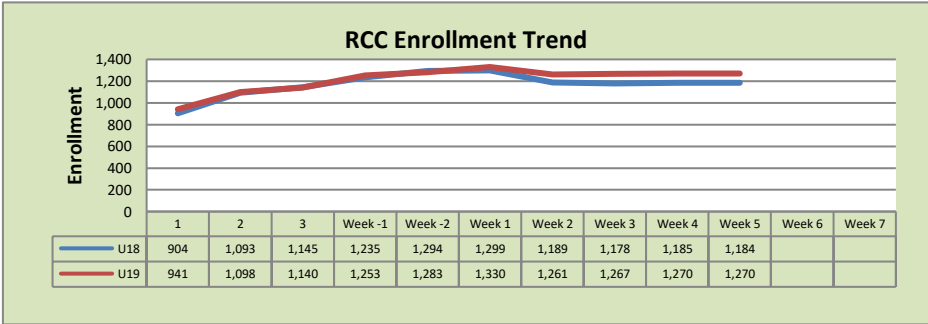
El Dorado Center			
	U18	U19	% Change
Undup Hdcnt	461	489	6%
Total Sections	25	29	16%
FTE	5.809	6.154	6%
Fill Rate	76%	86%	10%
Productivity	417.48	452.79	8%
FTEs	79	90	14%



FLC Main			
	U18	U19	% Change
Undup Hdcnt	1,420	1,588	12%
Total Sections	100	99	-1%
FTE	14.066	15.75	12%
Fill Rate	79%	79%	0%
Productivity	471.09	457.75	-3%
FTEs	215	233	8%



Rancho Cordova Center			
	U18	U19	% Change
Undup Hdcnt	1,074	1,101	3%
Total Sections	38	63	66%
FTE	8.267	8.333	1%
Fill Rate	85%	86%	1%
Productivity	471.23	473.86	1%
FTEs	126	128	2%



FLC Enrollment Totals

	U18	U19	% Change
Unduplicated Headcount	2,955	3,494	18%
Total Sections	163	201	23%
FTE	28.142	32.104	14%
Fill Rate	80%	83%	3%
Productivity (WSCH/FTE)	460.06	464.9	1%
FTEs ((WSCH*17)/525)	419	483	15%

Notes:

- Fill Rate does not include Work Experience (498/198) or Independent Study (495) sections.
- Inmate Education enrollments are included in the FLC grand totals. Totals by location are reported separately.

Enrollment started April 22, 2019. Semester starts June 10, 2019.