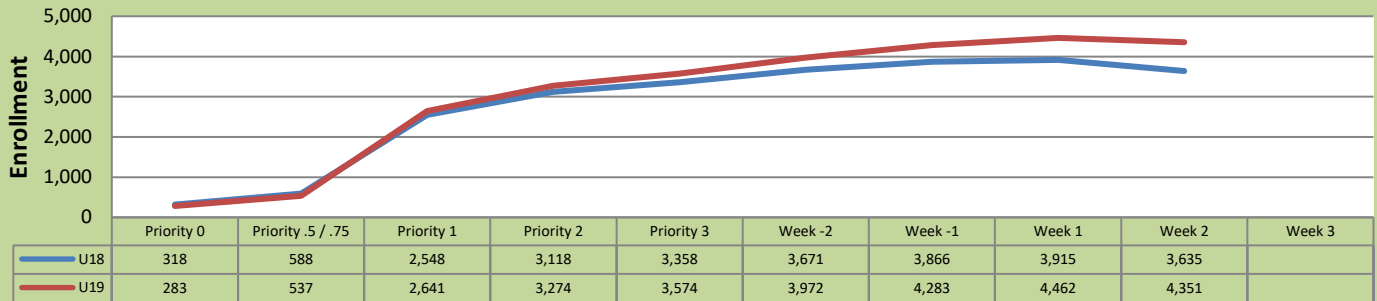


Summer 19 Weekly Enrollment Report

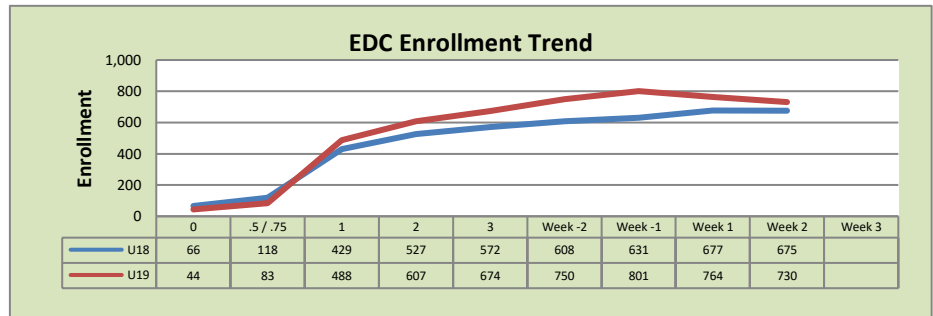
June 17, 2019: Week 2

Total Enrollment U18 and U19 % Change U18 - U19 = 19.7%

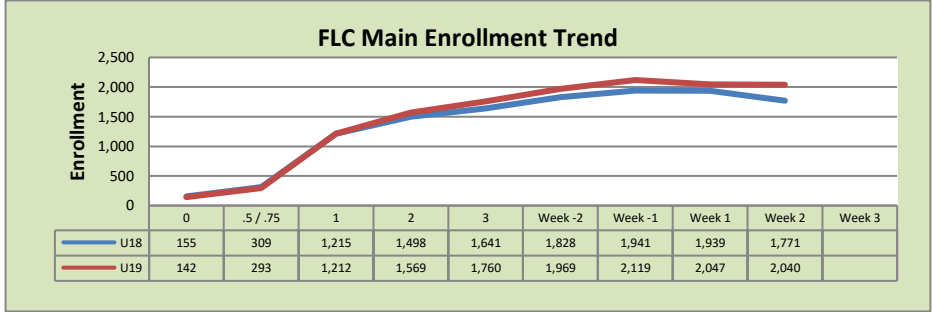


Enrollment by Site

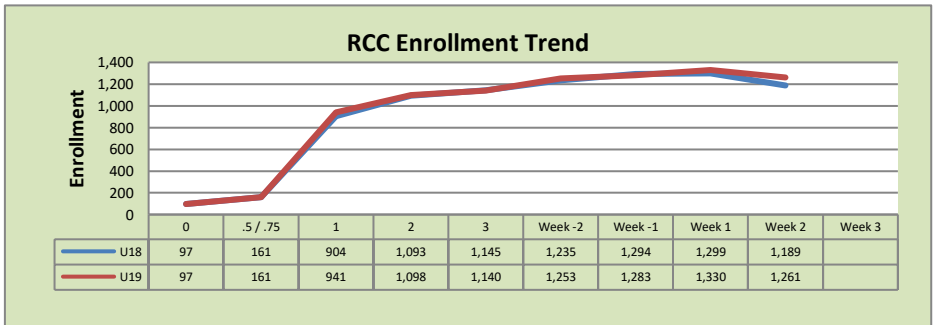
El Dorado Center			
	U18	U19	% Change
Undup Hdcnt	464	485	5%
Total Sections	25	29	16%
FTE	5.809	6.108	5%
Fill Rate	77%	74%	-3%
Productivity	420.99	452.81	8%
FTEs	79	90	14%



FLC Main			
	U18	U19	% Change
Undup Hdcnt	1,418	1,587	12%
Total Sections	99	97	-2%
FTE	14.000	15.675	12%
Fill Rate	79%	78%	-1%
Productivity	473.11	458.85	-3%
FTEs	214	233	9%



Rancho Cordova Center			
	U18	U19	% Change
Undup Hdcnt	1,075	1,096	2%
Total Sections	38	63	66%
FTE	8.317	8.333	0%
Fill Rate	84%	84%	0%
Productivity	470.49	470.68	0%
FTEs	127	127	0%



FLC Enrollment Totals

	U18	U19	% Change
Unduplicated Headcount	2,957	3,486	18%
Total Sections	162	199	23%
FTE	28.125	31.983	14%
Fill Rate	80%	80%	0%
Productivity (WSCH/FTE)	461.57	464.84	1%
FTEs ((WSCH*17)/525)	420	481	15%

Notes:

¹ Fill Rate does not include Work Experience (498/198) or Independent Study (495) sections.

Enrollment started April 22, 2019. Semester starts June 10, 2019.