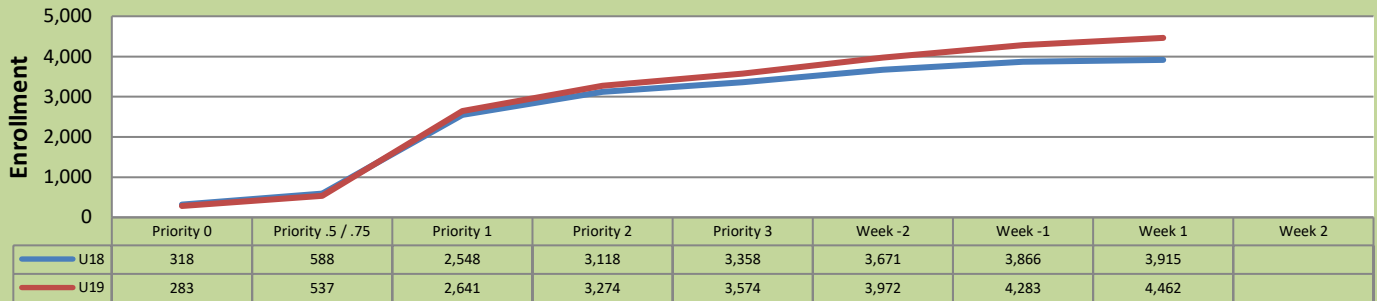


Summer 19 Weekly Enrollment Report

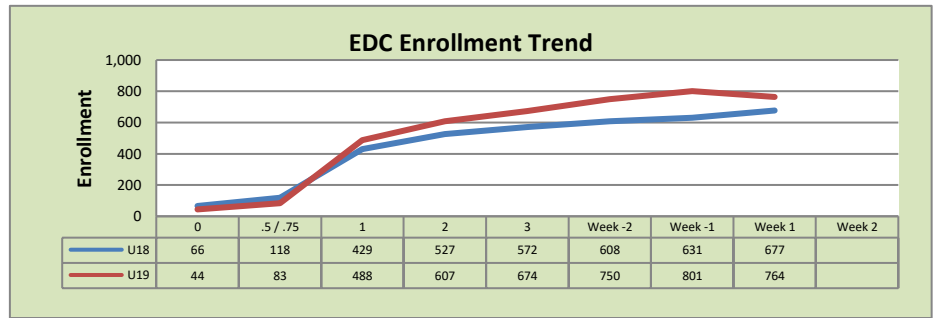
June 10, 2019: Week 1

Total Enrollment U18 and U19 % Change U18 - U19 = 14.0%

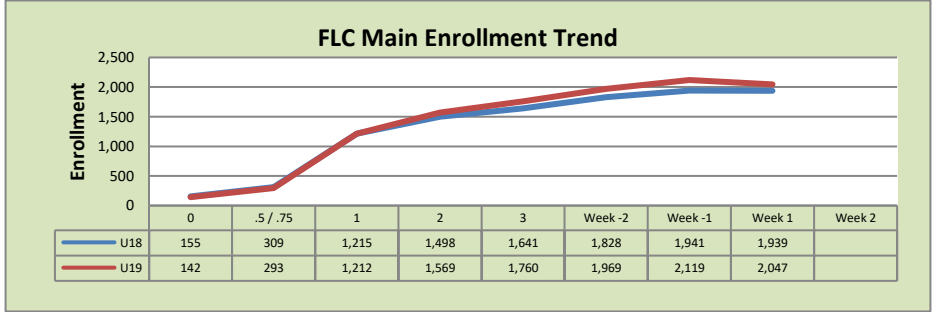


Enrollment by Site

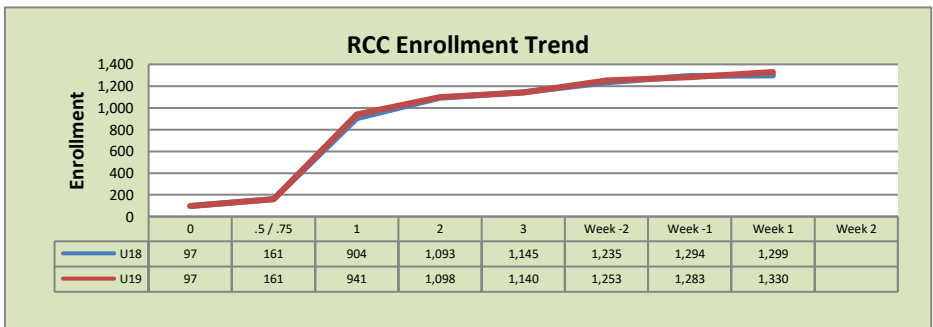
El Dorado Center			
	U18	U19	% Change
Undup Hdcnt	464	491	6%
Total Sections	23	29	26%
FTE	5.409	6.108	13%
Fill Rate	83%	75%	-8%
Productivity	458.43	462.06	1%
FTEs	80	91	14%



FLC Main			
	U18	U19	% Change
Undup Hdcnt	1,508	1,557	3%
Total Sections	101	97	-4%
FTE	14.400	15.475	7%
Fill Rate	81%	80%	-1%
Productivity	491.08	469.85	-4%
FTEs	229	235	3%



Rancho Cordova Center			
	U18	U19	% Change
Undup Hdcnt	1,168	1,157	-1%
Total Sections	38	62	63%
FTE	8.267	8.333	1%
Fill Rate	92%	88%	-4%
Productivity	516.52	495.82	-4%
FTEs	138	134	-3%



FLC Enrollment Totals

	U18	U19	% Change
Unduplicated Headcount	3,140	3,524	12%
Total Sections	162	198	22%
FTE	28.075	31.782	13%
Fill Rate	84%	82%	-2%
Productivity (WSCH/FTE)	492.28	478.73	-3%
FTEs ((WSCH*17)/525)	448	493	10%

Notes:

¹ Fill Rate does not include Work Experience (498/198) or Independent Study (495) sections.

Enrollment started April 22, 2019. Semester starts June 10, 2019.