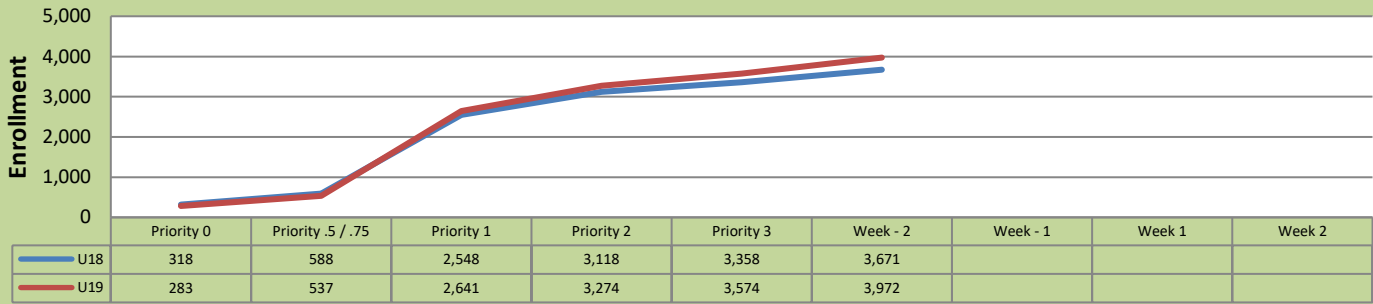


Summer 19 Weekly Enrollment Report

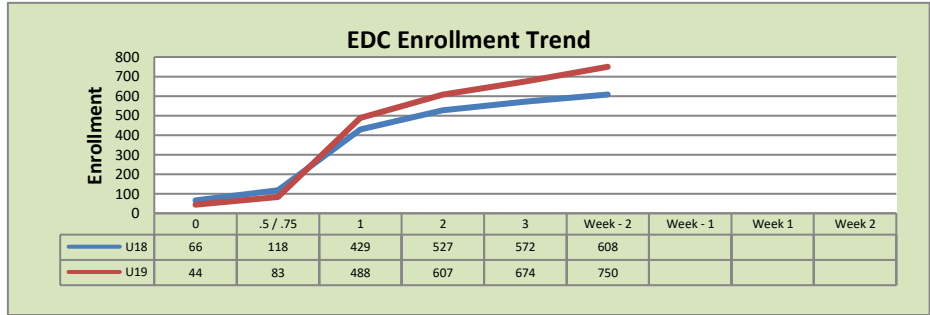
May 28, 2019: Week -2

Total Enrollment U18 and U19 % Change U18 - U19 = 8.2%

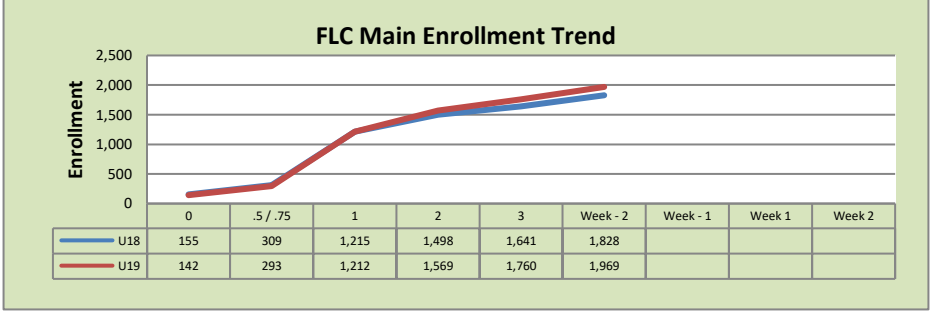


Enrollment by Site

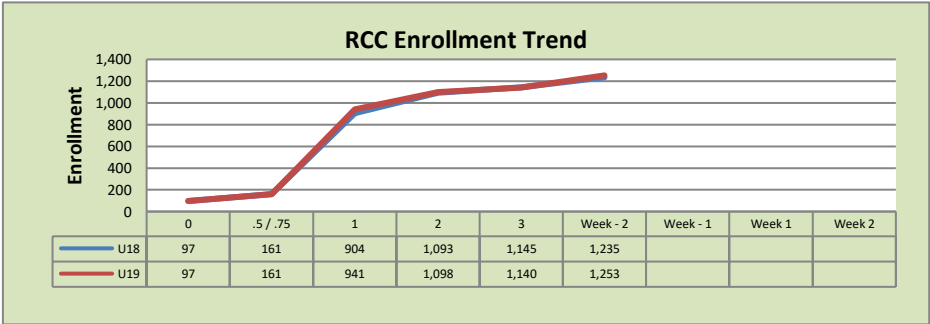
El Dorado Center			
	U18	U19	% Change
Undup Hdcnt	414	486	17%
Total Sections	22	28	27%
FTE	5.209	6.841	31%
Fill Rate	86%	76%	-10%
Productivity	439.93	409.57	-7%
FTEs	74	91	23%



FLC Main			
	U18	U19	% Change
Undup Hdcnt	1,404	1,485	6%
Total Sections	103	99	-4%
FTE	14.800	15.950	8%
Fill Rate	77%	75%	-2%
Productivity	451.71	443.17	-2%
FTEs	216	229	6%



Rancho Cordova Center			
	U18	U19	% Change
Undup Hdcnt	1,101	1,084	-2%
Total Sections	40	63	58%
FTE	8.667	8.667	0%
Fill Rate	86%	82%	-4%
Productivity	464.86	449.3	-3%
FTEs	130	126	-3%



FLC Enrollment Totals

	U18	U19	% Change
Unduplicated Headcount	2,919	3,055	5%
Total Sections ¹	165	192	16%
FTE ¹	28.675	31.857	11%
Fill Rate	82%	76%	-6%
Productivity (WSCH/FTE)	453.54	432.06	-5%
FTEs ((WSCH*17)/525)	421	446	6%

Notes:

1. Fill Rate does not include Work Experience (498/198) or Independent Study (495) sections.

Enrollment started April 22, 2019. Semester starts June 10, 2019.