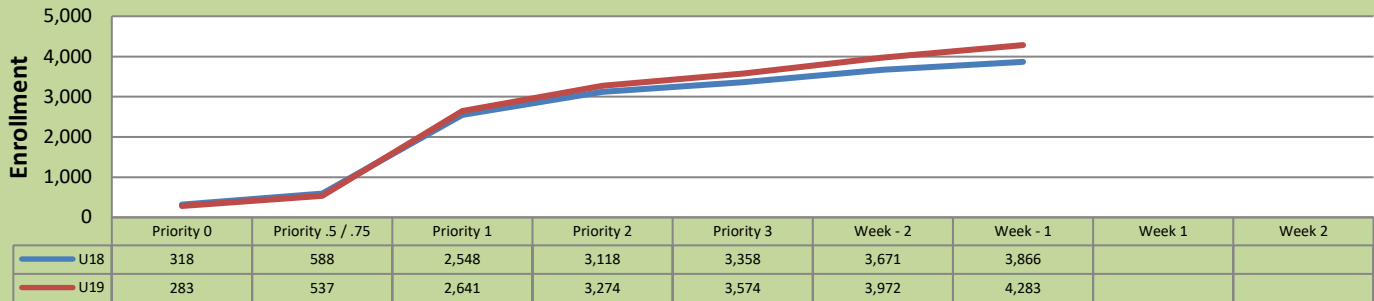


## Summer 19 Weekly Enrollment Report

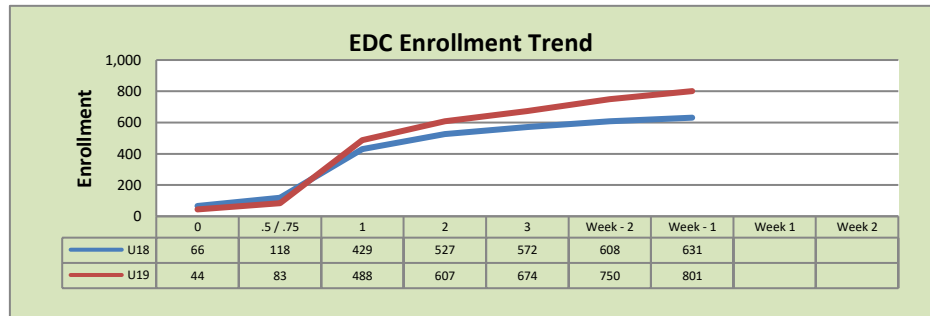
June 3, 2019: Week - 1

### Total Enrollment U18 and U19 % Change U18 - U19 = 10.8%

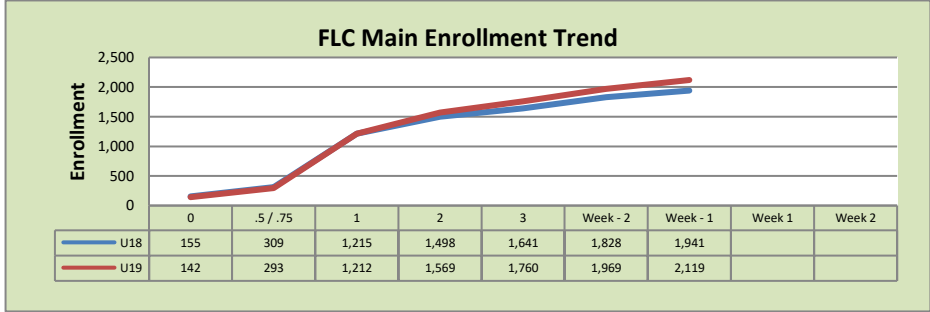


### Enrollment by Site

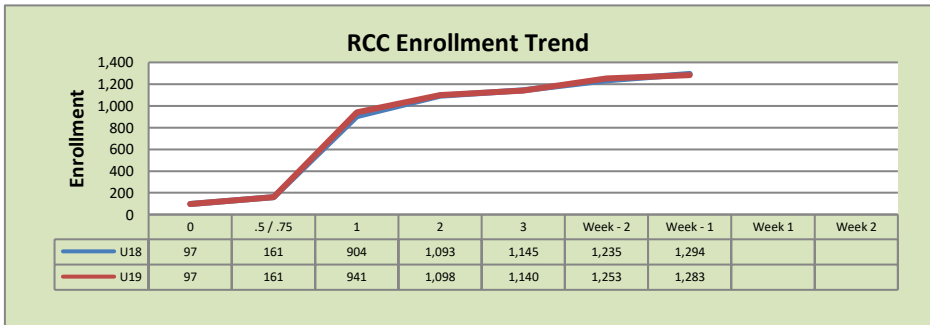
El Dorado Center			
	U18	U19	% Change
Undup Hdcnt	427	534	25%
Total Sections	22	801	3541%
FTE	5.209	6.308	21%
Fill Rate	83%	86%	3%
Productivity	451.46	465.71	3%
FTEs	76	95	25%



FLC Main			
	U18	U19	% Change
Undup Hdcnt	1,487	1,626	9%
Total Sections	103	104	1%
FTE	14.800	16.816	14%
Fill Rate	78%	75%	-3%
Productivity	477.75	447.91	-6%
FTEs	229	244	7%



Rancho Cordova Center			
	U18	U19	% Change
Undup Hdcnt	1,156	1,114	-4%
Total Sections	40	62	55%
FTE	8.667	8.400	-3%
Fill Rate	87%	86%	-1%
Productivity	477.16	472.83	-1%
FTEs	134	129	-4%



### FLC Enrollment Totals

	U18	U19	% Change
Unduplicated Headcount	3,070	3,353	9%
Total Sections	165	194	18%
FTE	28.675	31.924	11%
Fill Rate	81%	80%	-1%
Productivity (WSCH/FTE)	472.80	460.15	-3%
FTEs ((WSCH*17)/525)	439	476	8%

#### Notes:

1. Fill Rate does not include Work Experience (498/198) or Independent Study (495) sections.

Enrollment started April 22, 2019. Semester starts June 10, 2019.