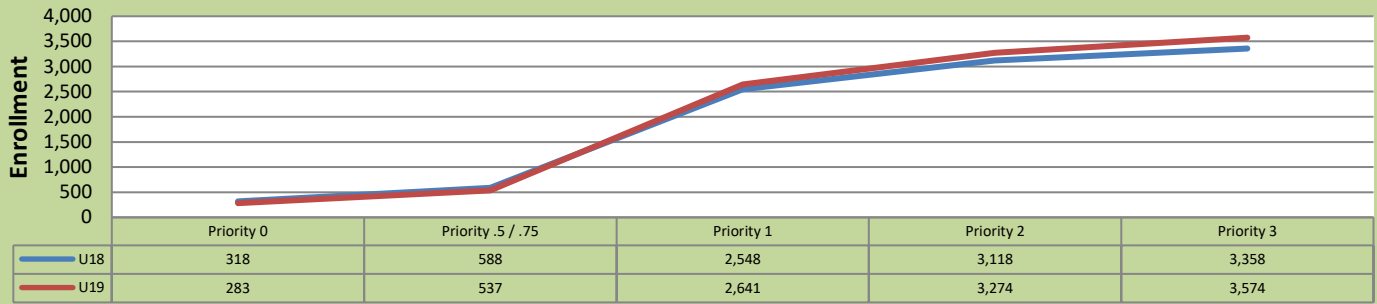


Summer 19 Enrollment Report by Registration Priority Time Period

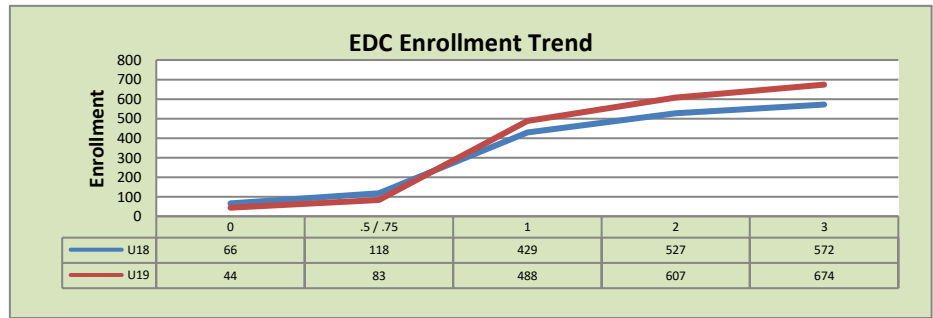
May 20, 2019: End of Priority 3

Total Enrollment U18 and U19 % Change U18 - U19 = 6.4%

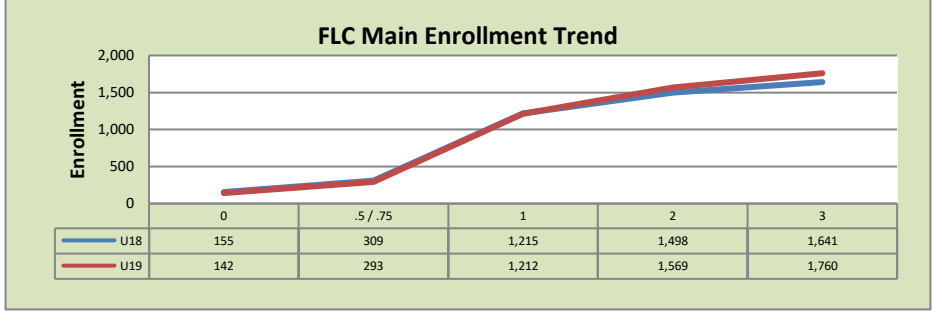


Enrollment by Site

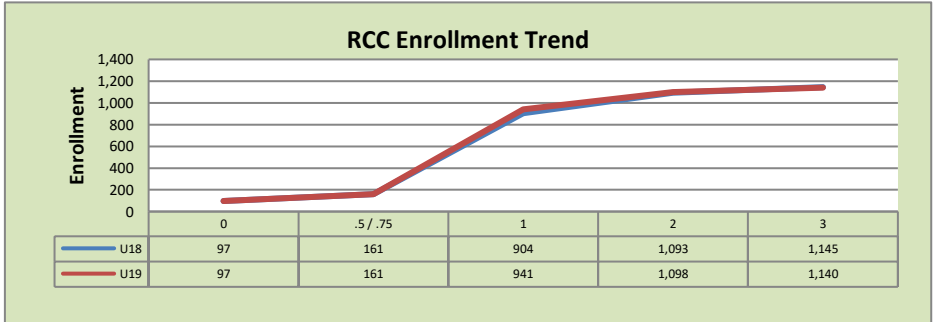
El Dorado Center			
	U18	U19	% Change
Undup Hdcnt	378	432	14%
Total Sections	23	28	22%
FTE	5.692	6.841	20%
Fill Rate	73%	68%	-5%
Productivity	385.52	370.2	-4%
FTEs	71	82	15%



FLC Main			
	U18	U19	% Change
Undup Hdcnt	1,249	1,303	4%
Total Sections	102	99	-3%
FTE	14.533	15.95	10%
Fill Rate	70%	68%	-2%
Productivity	418.53	399.78	-4%
FTEs	197	206	5%



Rancho Cordova Center			
	U18	U19	% Change
Undup Hdcnt	1,016	996	-2%
Total Sections	41	63	54%
FTE	9.067	8.667	-4%
Fill Rate	75%	75%	0%
Productivity	415.81	409.49	-2%
FTEs	122	115	-6%



FLC Enrollment Totals

	U18	U19	% Change
Unduplicated Headcount	2,643	2,731	3%
Total Sections	166	190	14%
FTE	29.292	31.457	7%
Fill Rate	72%	70%	-2%
Productivity (WSCH/FTE)	411.27	396.02	-4%
FTEs ((WSCH*17)/525)	390	403	3%

Notes:

1. Fill Rate does not include Work Experience (498/198) or Independent Study (495) sections.

Enrollment started April 22, 2018. Semester starts June 10, 2018.