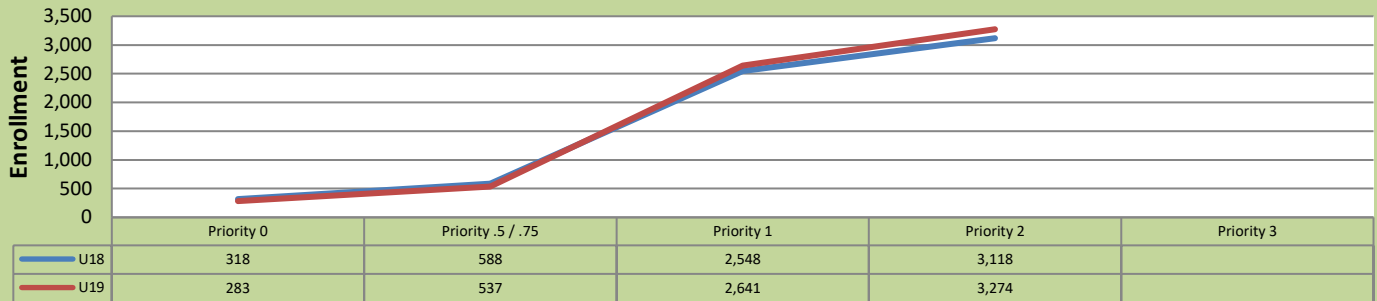


Summer 19 Enrollment Report by Registration Priority Time Period

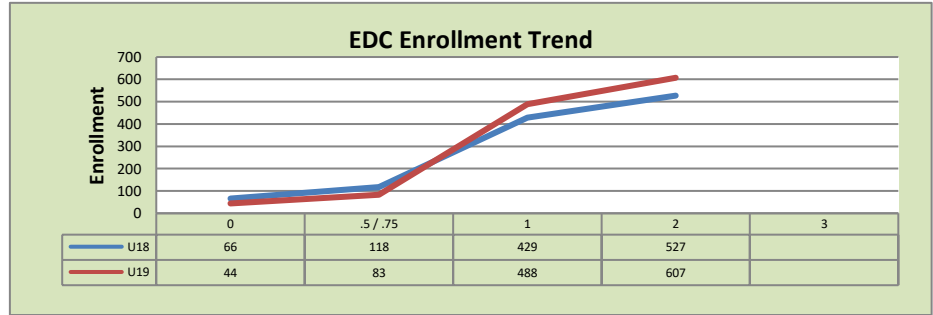
May 16, 2019: End of Priority 2

Total Enrollment U18 and U19 % Change U18 - U19 = 5.0%

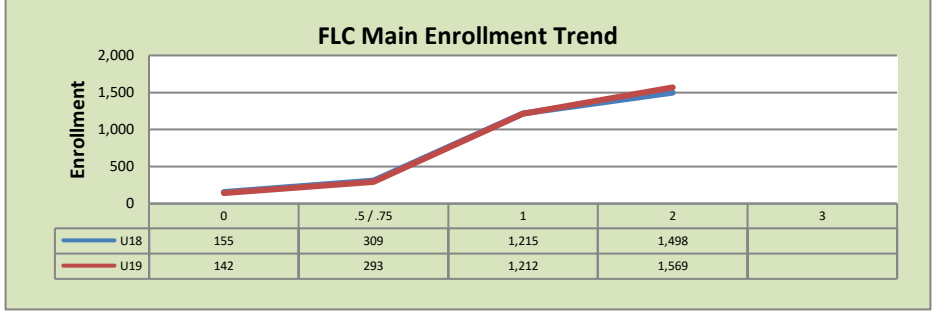


Enrollment by Site

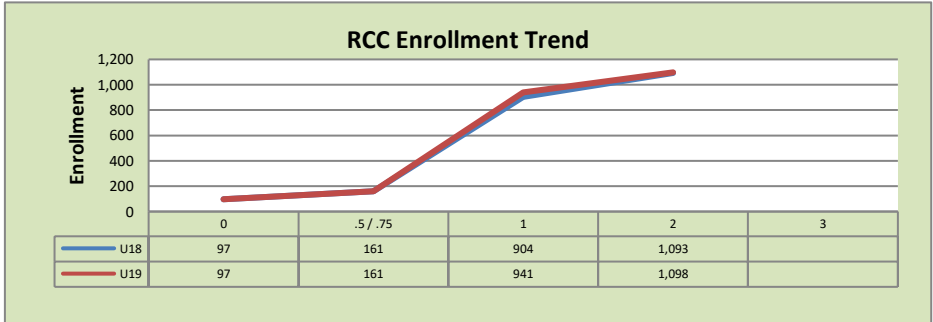
| El Dorado Center | | | |
|------------------|--------|--------|----------|
| | U18 | U19 | % Change |
| Undup Hdcnt | 335 | 380 | 13% |
| Total Sections | 23 | 28 | 22% |
| FTE | 5.692 | 6.841 | 20% |
| Fill Rate | 66% | 61% | -5% |
| Productivity | 354.64 | 335.29 | -5% |
| FTEs | 65 | 74 | 14% |



| FLC Main | | | |
|----------------|--------|--------|----------|
| | U18 | U19 | % Change |
| Undup Hdcnt | 1,138 | 1,169 | 3% |
| Total Sections | 102 | 99 | -3% |
| FTE | 14.533 | 15.95 | 10% |
| Fill Rate | 65% | 62% | -3% |
| Productivity | 385.08 | 362.83 | -6% |
| FTEs | 181 | 187 | 3% |



| Rancho Cordova Center | | | |
|-----------------------|--------|-------|----------|
| | U18 | U19 | % Change |
| Undup Hdcnt | 982 | 950 | -3% |
| Total Sections | 41 | 63 | 54% |
| FTE | 9.067 | 8.667 | -4% |
| Fill Rate | 71% | 72% | 1% |
| Productivity | 396.75 | 394.9 | 0% |
| FTEs | 116 | 111 | -4% |



FLC Enrollment Totals

| | U18 | U19 | % Change |
|-------------------------|--------|--------|----------|
| Unduplicated Headcount | 2,455 | 2,499 | 2% |
| Total Sections | 166 | 190 | 14% |
| FTE | 29.292 | 31.457 | 7% |
| Fill Rate | 67% | 65% | -2% |
| Productivity (WSCH/FTE) | 382.78 | 365.68 | -4% |
| FTEs ((WSCH*17)/525) | 363 | 372 | 2% |

Notes:

¹ Fill Rate does not include Work Experience (498/198) or Independent Study (495) sections.

Enrollment started April 22, 2019. Semester starts June 10, 2019.