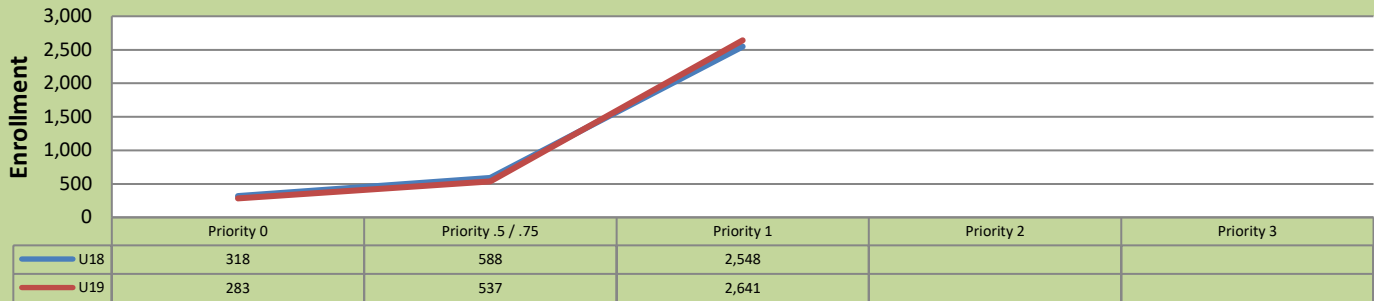


Summer 19 Enrollment Report by Registration Priority Time Period

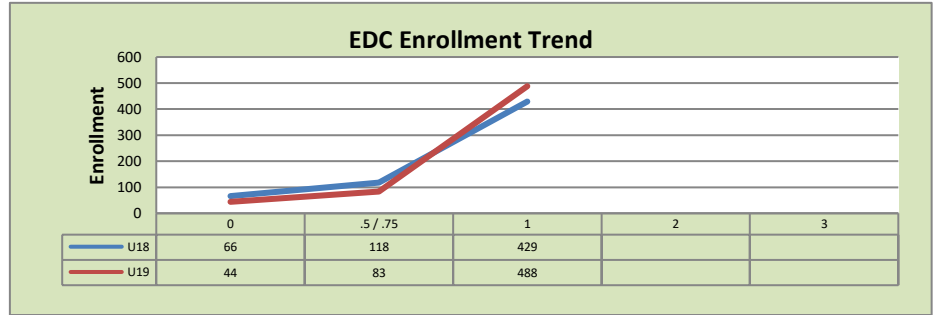
May 13, 2019: End of Priority 1

Total Enrollment U18 and U19 % Change U18 - U19 = 3.6%

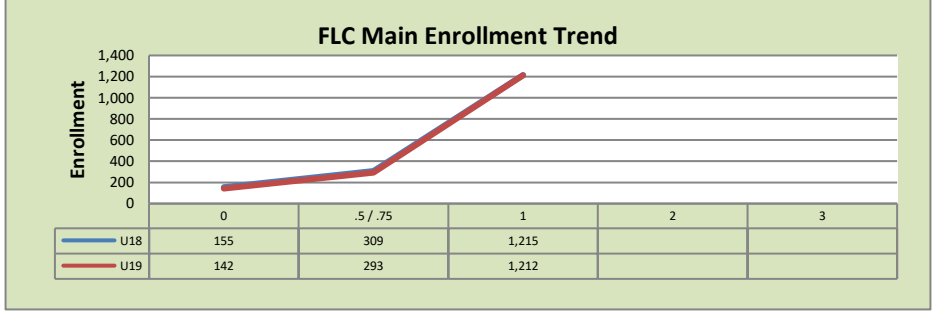


Enrollment by Site

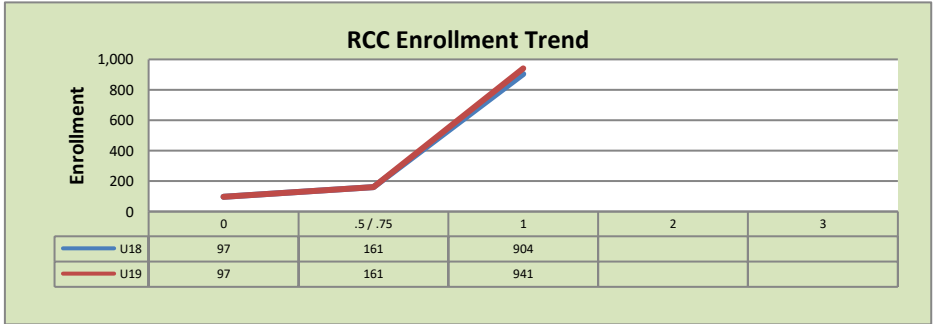
El Dorado Center			
	U18	U19	% Change
Undup Hdcnt	269	297	10%
Total Sections	23	28	22%
FTE	5.692	6.841	20%
Fill Rate	53%	49%	-4%
Productivity	285.77	271.91	-5%
FTEs	53	60	13%



FLC Main			
	U18	U19	% Change
Undup Hdcnt	911	888	-3%
Total Sections	102	98	-4%
FTE	14.533	15.95	10%
Fill Rate	52%	49%	-3%
Productivity	314.04	281.11	-10%
FTEs	148	145	-2%



Rancho Cordova Center			
	U18	U19	% Change
Undup Hdcnt	814	814	0%
Total Sections	41	62	51%
FTE	9.067	8.667	-4%
Fill Rate	59%	62%	3%
Productivity	325.95	337.48	4%
FTEs	96	95	-1%



FLC Enrollment Totals

	U18	U19	% Change
Unduplicated Headcount	1,994	1,999	0%
Total Sections	166	188	13%
FTE	29.292	31.457	7%
Fill Rate	54%	52%	-2%
Productivity (WSCH/FTE)	312.23	294.64	-6%
FTEs ((WSCH*17)/525)	296	300	1%

Notes:

¹ Fill Rate does not include Work Experience (498/198) or Independent Study (495) sections.

Enrollment started April 22, 2019. Semester starts June 10, 2019.