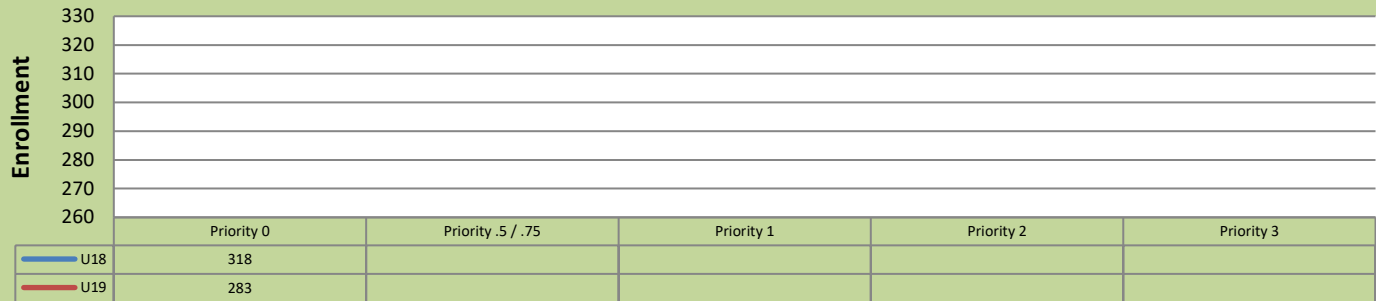


## Summer 19 Enrollment Report by Registration Priority Time Period

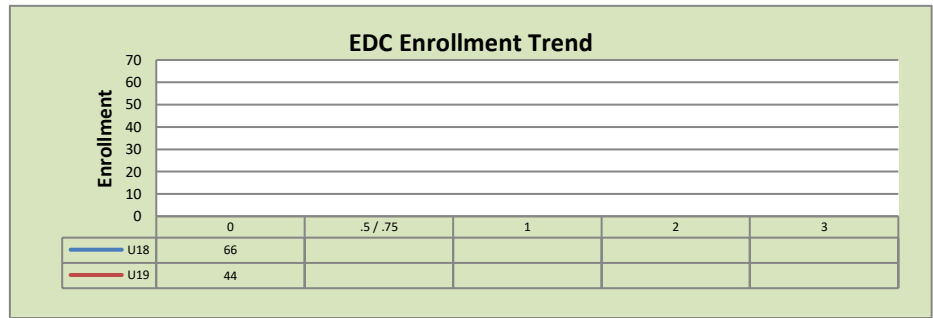
April 26, 2019: End of Priority 0

### Total Enrollment U18 and U19 % Change U18 - U19 = -11.0%

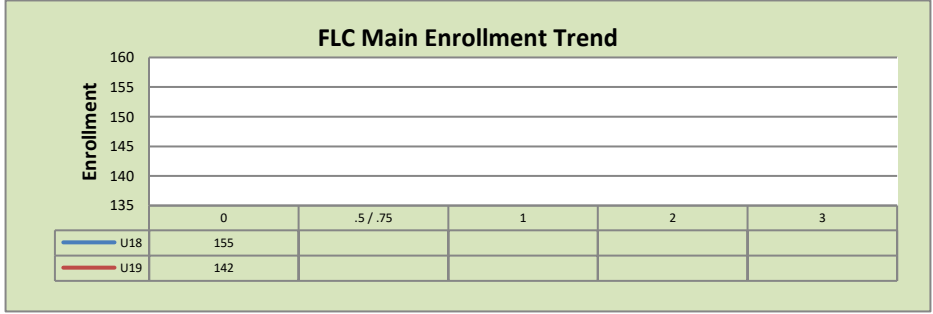


### Enrollment by Site

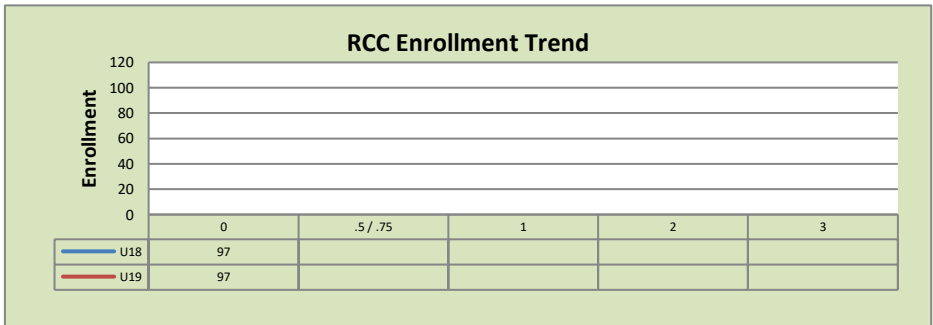
El Dorado Center			
	U18	U19	% Change
Undup Hdcnt	Report N/A	Report N/A	
Total Sections	22	27	23%
FTE	5.692	6.641	17%
Fill Rate	N/A	5%	
Productivity	45.33	28.09	-38%
FTEs	8	6	-25%



FLC Main			
	U18	U19	% Change
Undup Hdcnt	Report N/A	Report N/A	
Total Sections	98	94	-4%
FTE	14.283	15.15	6%
Fill Rate	N/A	6%	
Productivity	39.31	31.56	-20%
FTEs	18	15	-17%



Rancho Cordova Center			
	U18	U19	% Change
Undup Hdcnt	Report N/A	Report N/A	
Total Sections	41	62	51%
FTE	9.067	8.667	-4%
Fill Rate	N/A	6%	
Productivity	35.47	36.13	2%
FTEs	10	10	0%



### FLC Enrollment Totals

	U18	U19	% Change
Unduplicated Headcount	Report N/A	Report N/A	
Total Sections	161	183	14%
FTE	29.042	30.457	5%
Fill Rate	N/A	6%	
Productivity (WSCH/FTE)	39.29	32.1	-18%
FTEs ([WSCH*17]/525)	37	32	-14%

#### Notes:

1. Fill Rate does not include Work Experience (498/198) or Independent Study (495) sections.

Enrollment started April 22, 2019. Semester starts June 10, 2019.