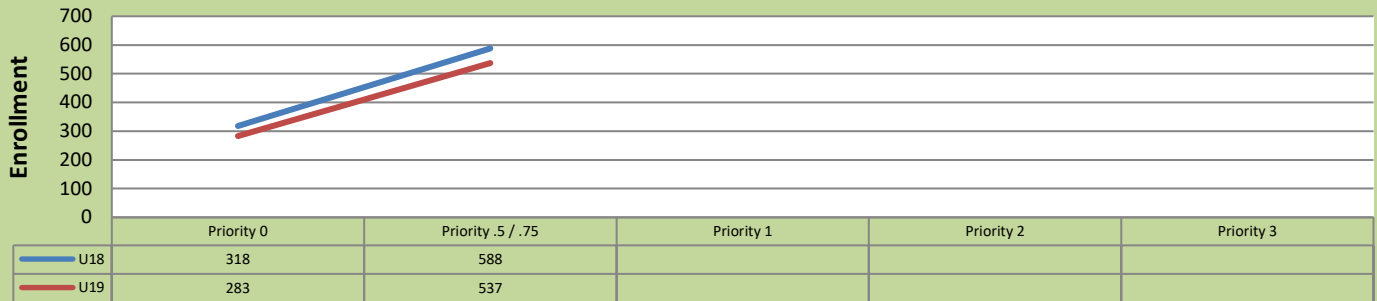


## Summer 19 Enrollment Report by Registration Priority Time Period

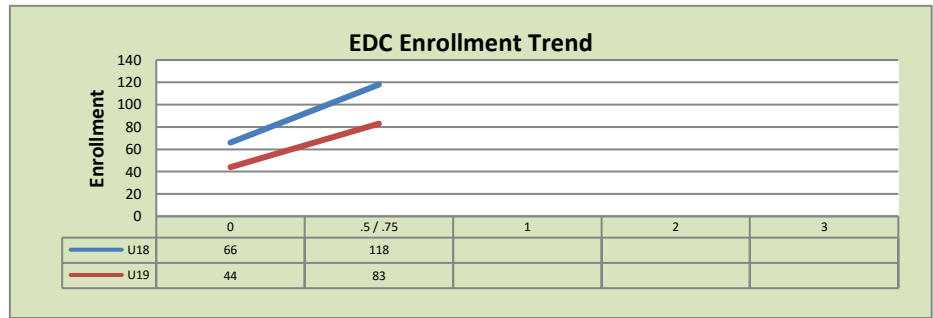
April 29, 2019: End of Priority .5 & .75

### Total Enrollment U18 and U19 % Change U18 - U19 = -8.7%

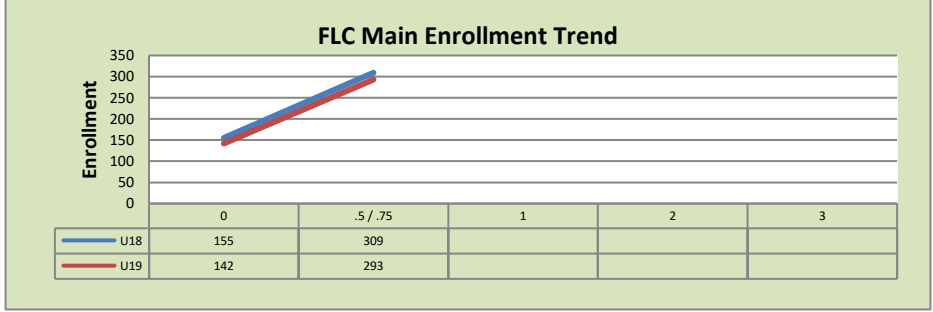


### Enrollment by Site

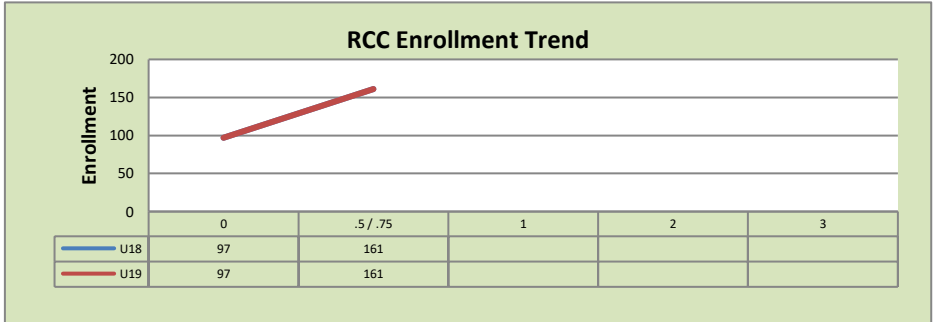
El Dorado Center			
	U18	U19	% Change
Undup Hdcnt	71	47	-34%
Total Sections	22	17	-23%
FTE	5.492	6.641	21%
Fill Rate	14%	8%	-6%
Productivity	80.18	50.81	-37%
FTEs	14	11	-21%



FLC Main			
	U18	U19	% Change
Undup Hdcnt	222	190	-14%
Total Sections	98	94	-4%
FTE	14.283	15.15	6%
Fill Rate	13%	13%	0%
Productivity	77.05	63.15	-18%
FTEs	36	31	-14%



Rancho Cordova Center			
	U18	U19	% Change
Undup Hdcnt	143	140	-2%
Total Sections	41	62	51%
FTE	9.067	8.667	-4%
Fill Rate	11%	11%	0%
Productivity	58.02	59.01	2%
FTEs	17	17	0%



### FLC Enrollment Totals

	U18	U19	% Change
<b>Unduplicated Headcount</b>	<b>436</b>	<b>377</b>	<b>-14%</b>
<b>Total Sections</b>	<b>161</b>	<b>183</b>	<b>14%</b>
<b>FTE</b>	<b>28.842</b>	<b>30.457</b>	<b>6%</b>
<b>Fill Rate</b>	<b>12%</b>	<b>11%</b>	<b>-1%</b>
<b>Productivity (WSCH/FTE)</b>	<b>71.66</b>	<b>59.28</b>	<b>-17%</b>
<b>FTEs ((WSCH*17)/525)</b>	<b>67</b>	<b>58</b>	<b>-13%</b>

#### Notes:

1. Fill Rate does not include Work Experience (498/198) or Independent Study (495) sections.

Enrollment started April 22, 2019. Semester starts June 10, 2019.