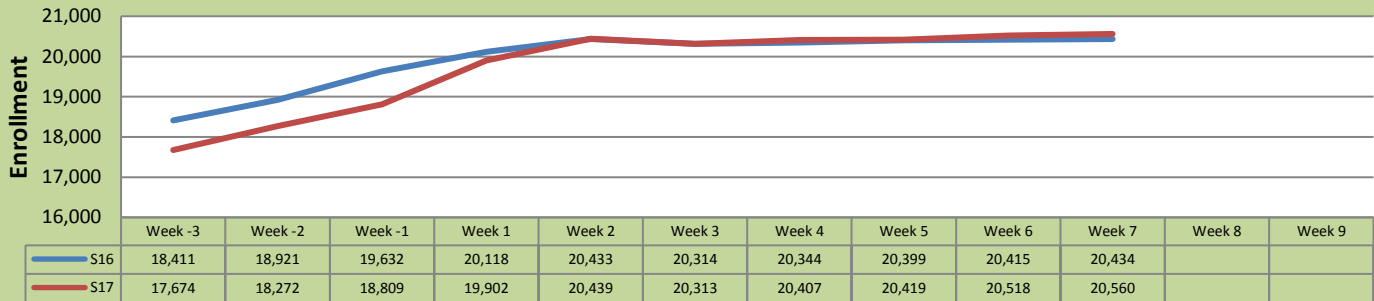


Spring 2017 Weekly Enrollment Report

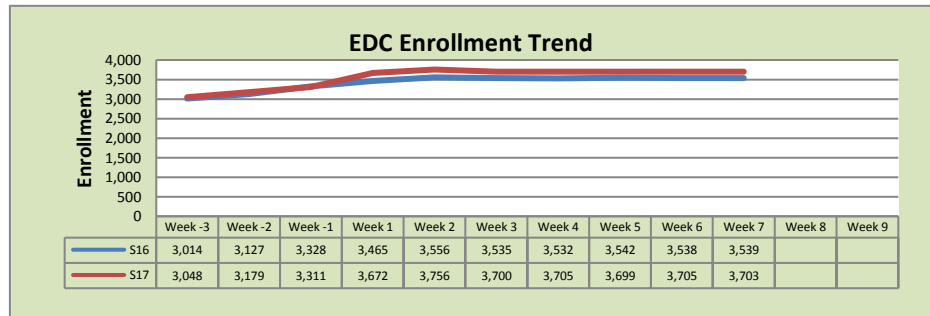
February 27, 2017: Week 7

Total Enrollment S16 and S17 % Change S16 - S17 = 0.6%

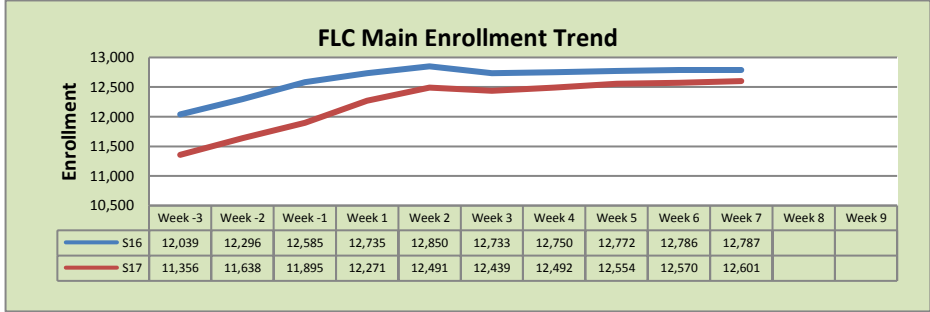


Enrollment by Site

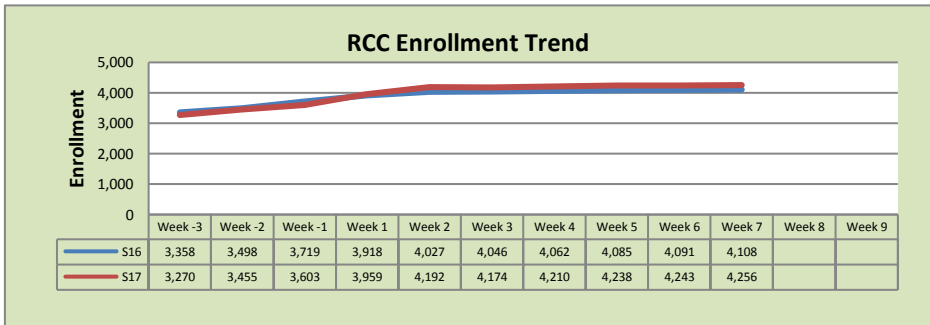
El Dorado Center			
	S16	S17	% Change
Undup Hdcnt	1,136	1,162	2%
Total Sections	174	190	9%
FTE	33.503	36.851	10%
Fill Rate ₁	69%	70%	1%
Productivity	450.99	432.17	-4%
FTEs	489	515	5%



FLC Main			
	S16	S17	% Change
Undup Hdcnt	4,836	4,763	-2%
Total Sections	485	492	1%
FTE	102.075	103.637	2%
Fill Rate	78%	81%	3%
Productivity	510.49	500.49	-2%
FTEs	1,687	1,680	0%



Rancho Cordova Center			
	S16	S17	% Change
Undup Hdcnt	2,611	2,719	4%
Total Sections	153	172	12%
FTE	28.601	32.206	13%
Fill Rate	79%	73%	-6%
Productivity	504.55	453.69	-10%
FTEs	467	473	1%



FLC Enrollment Totals

	S16	S17	% Change
Unduplicated Headcount	8,583	8,644	1%
Total Sections	812	854	5%
FTE	164.179	172.694	5%
Fill Rate	76%	77%	1%
Productivity (WSCH/FTE)	497.31	477.18	-4%
FTEs ((WSCH*17)/525)	2,644	2,668	1%

Notes:

1. Fill Rate does not include Tutoring (1000), Work Experience (498/198), or Independent Study (495) sections.

Enrollment started November 21. Semester starts January 14.