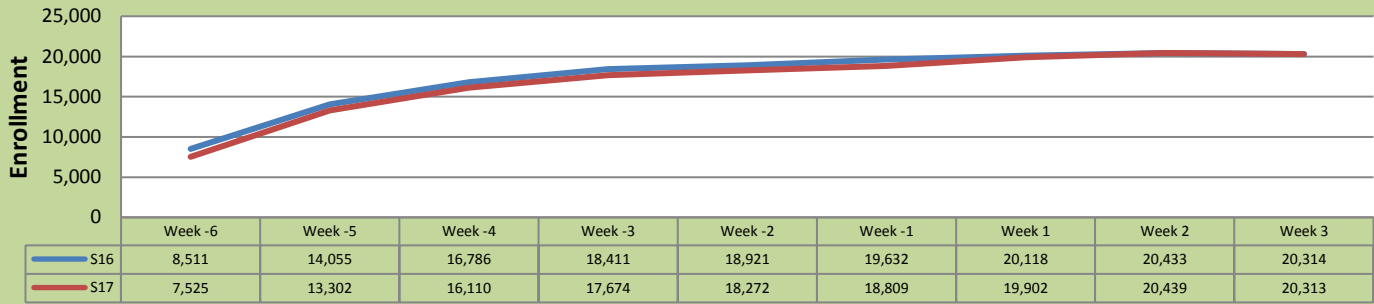


Spring 2017 Weekly Enrollment Report

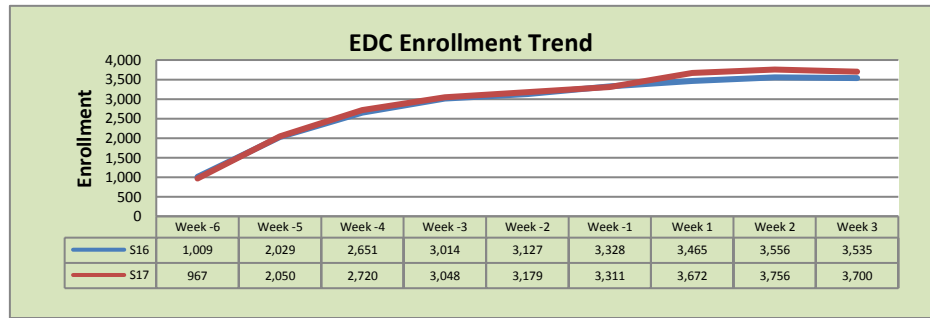
January 30, 2017: Week 3 (Census)

Total Enrollment S16 and S17 % Change S16 - S17 = 0.0%

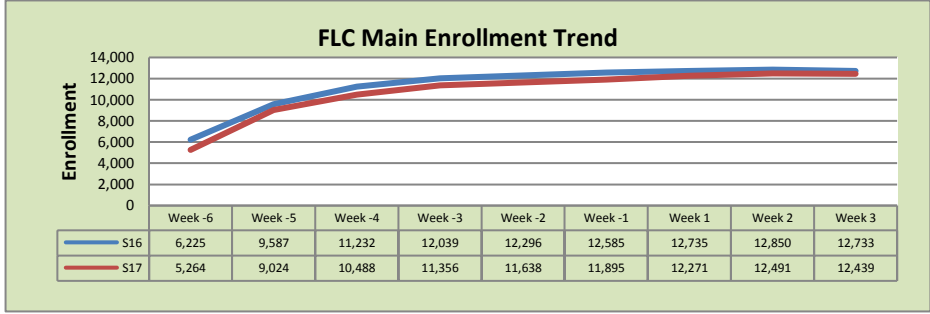


Enrollment by Site

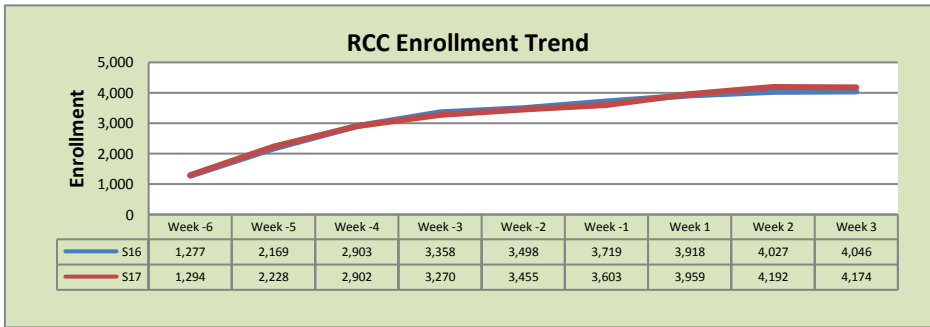
El Dorado Center			
	S16	S17	% Change
Undup Hdcnt	1,133	1,163	3%
Total Sections	174	191	10%
FTE	33.570	37.134	11%
Fill Rate ₁	69%	69%	0%
Productivity	449.33	429.81	-4%
FTEs	488	517	6%



FLC Main			
	S16	S17	% Change
Undup Hdcnt	4,830	4,734	-2%
Total Sections	494	491	-1%
FTE	102.315	104.604	2%
Fill Rate	78%	80%	2%
Productivity	507.93	491.86	-3%
FTEs	1,683	1,666	-1%



Rancho Cordova Center			
	S16	S17	% Change
Undup Hdcnt	2,592	2,661	3%
Total Sections	154	172	12%
FTE	28.601	32.167	12%
Fill Rate	77%	72%	-5%
Productivity	496.83	446.73	-10%
FTEs	460	465	1%



FLC Enrollment Totals

	S16	S17	% Change
Unduplicated Headcount	8,555	8,558	0%
Total Sections	822	854	4%
FTE	164.486	173.905	6%
Fill Rate	76%	76%	0%
Productivity (WSCH/FTE)	494.04	470.26	-5%
FTEs ((WSCH*17)/525)	2,631	2,648	1%

Notes:

1. Fill Rate does not include Tutoring (1000), Work Experience (498/198), or Independent Study (495) sections.

Enrollment started November 21. Semester starts January 14.