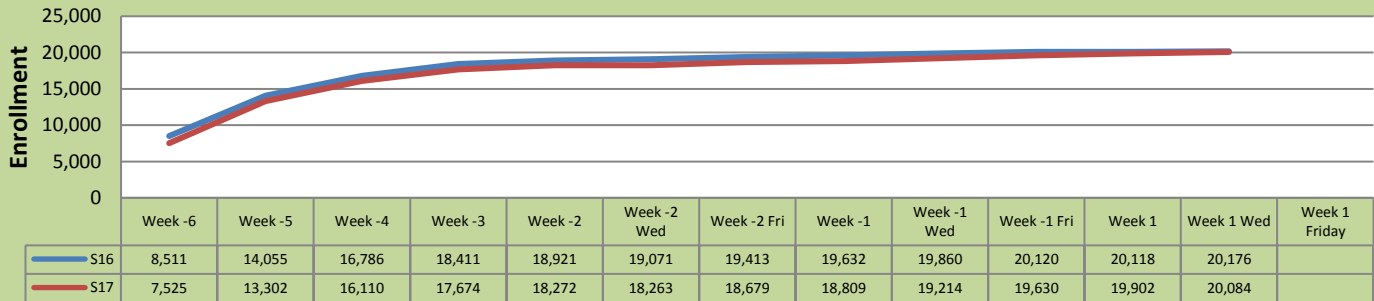


Spring 2017 Weekly Enrollment Report

January 18, 2017: Week 1 (Wednesday Update)

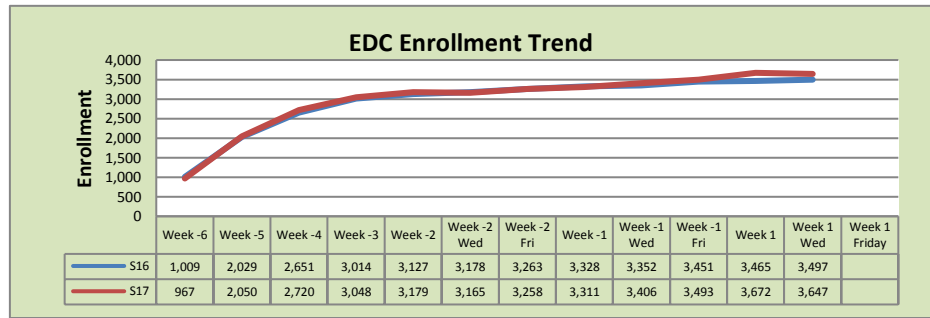
Total Enrollment S16 and S17

% Change S16 - S17 = -0.5%

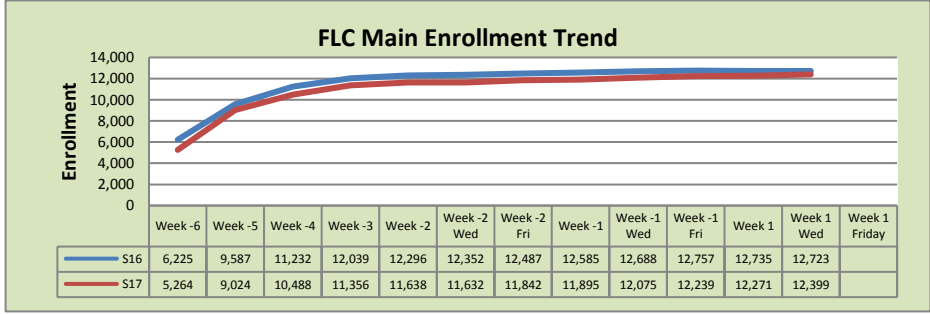


Enrollment by Site

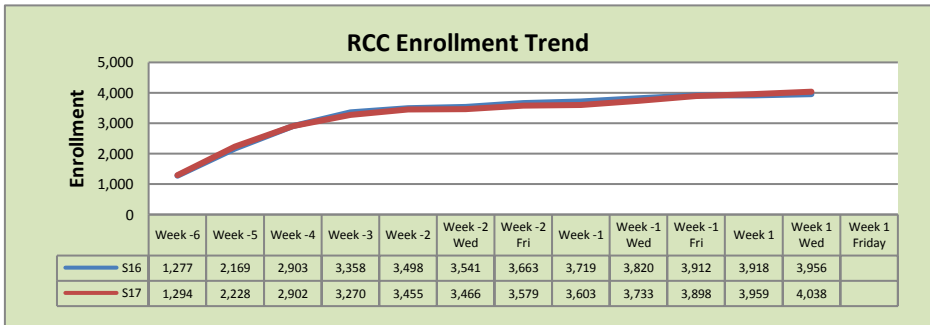
El Dorado Center			
	S16	S17	% Change
Undup Hdcnt	1,070	1,094	2%
Total Sections	174	190	9%
FTE	33.370	36.984	11%
Fill Rate ₁	68%	69%	1%
Productivity	446.61	428.29	-4%
FTEs	482	513	6%



FLC Main			
	S16	S17	% Change
Undup Hdcnt	4,861	4,728	-3%
Total Sections	498	491	-1%
FTE	104.876	104.046	-1%
Fill Rate	77%	79%	2%
Productivity	493.93	490.74	-1%
FTEs	1,677	1,653	-1%



Rancho Cordova Center			
	S16	S17	% Change
Undup Hdcnt	2,552	2,591	2%
Total Sections	157	171	9%
FTE	29.267	32.100	10%
Fill Rate	74%	71%	-3%
Productivity	476.48	440.09	-8%
FTEs	452	457	1%



FLC Enrollment Totals

	S16	S17	% Change
Unduplicated Headcount	8,483	8,413	-1%
Total Sections	829	852	3%
FTE	167.513	173.130	3%
Fill Rate	75%	75%	0%
Productivity (WSCH/FTE)	481.45	468.01	-3%
FTEs ((WSCH*17)/525)	2,611	2,623	0%

Notes:

1. Fill Rate does not include Tutoring (1000), Work Experience (498/198), or Independent Study (495) sections.

Enrollment started November 21. Semester starts January 14.