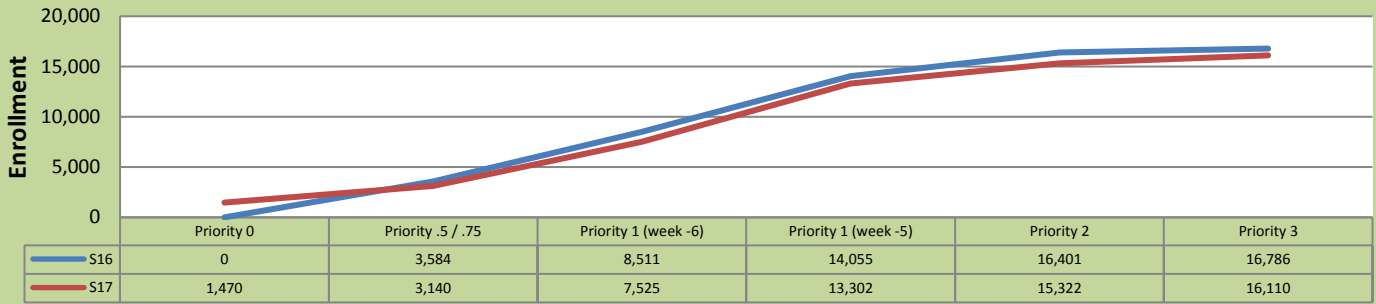


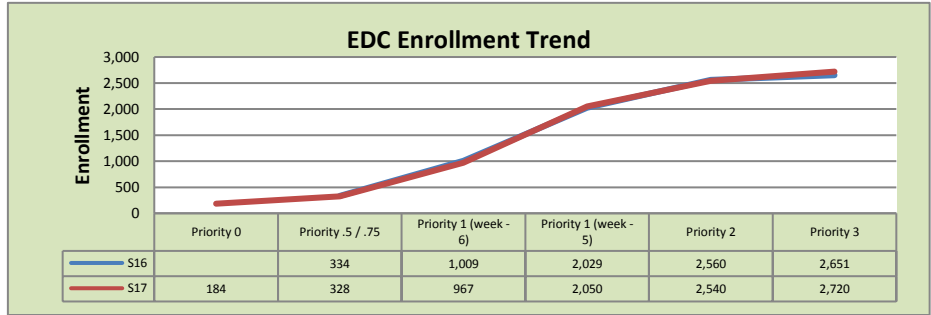
Spring 2017 Weekly Enrollment Report
December 19, 2016: End of Priority 3 Enrollment Period (Week -4)

Total Enrollment S16 and S17
% Change S16 - S17 = - 4.0%

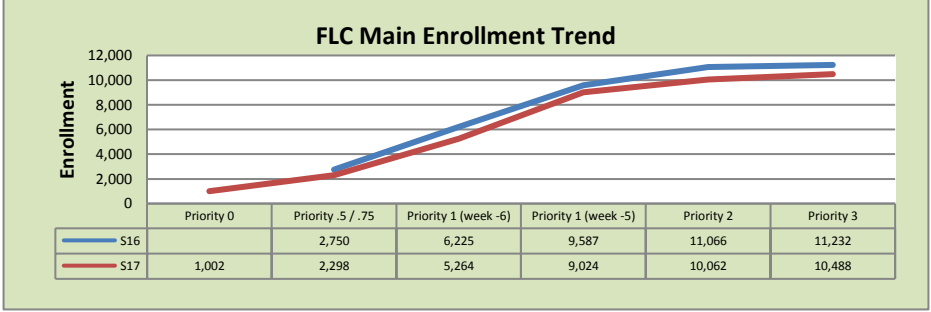


Enrollment by Site

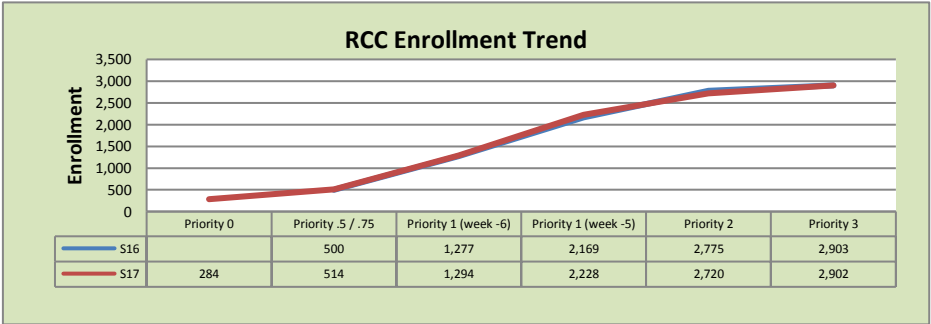
El Dorado Center			
	S16	S17	% Change
Undup Hdcnt	761	727	-4%
Total Sections	186	196	5%
FTE	36.245	38.026	5%
Fill Rate ₁	50%	50%	0%
Productivity	329.39	331.72	1%
FTEs	387	408	5%



FLC Main			
	S16	S17	% Change
Undup Hdcnt	4,159	3,921	-6%
Total Sections	504	504	0%
FTE	107.276	106.546	-1%
Fill Rate	68%	66%	-2%
Productivity	434.37	417.37	-4%
FTEs	1,509	1,440	-5%



Rancho Cordova Center			
	S16	S17	% Change
Undup Hdcnt	1,866	1,824	-2%
Total Sections	161	167	4%
FTE	30.267	31.142	3%
Fill Rate	54%	52%	-2%
Productivity	343.05	330.85	-4%
FTEs	336	334	-1%



FLC Enrollment Totals

	S16	S17	% Change
Unduplicated Headcount	6,786	6,472	-5%
Total Sections	851	867	2%
FTE	173.788	175.714	1%
Fill Rate	61%	60%	-1%
Productivity (WSCH/FTE)	396.57	383.50	-3%
FTEs ((WSCH*17)/525)	2,232	2,182	-2%

Notes:

1. Fill Rate does not include Tutoring (1000), Work Experience (498/198), or Independent Study (495) sections.

Enrollment started November 21. Semester starts January 14.