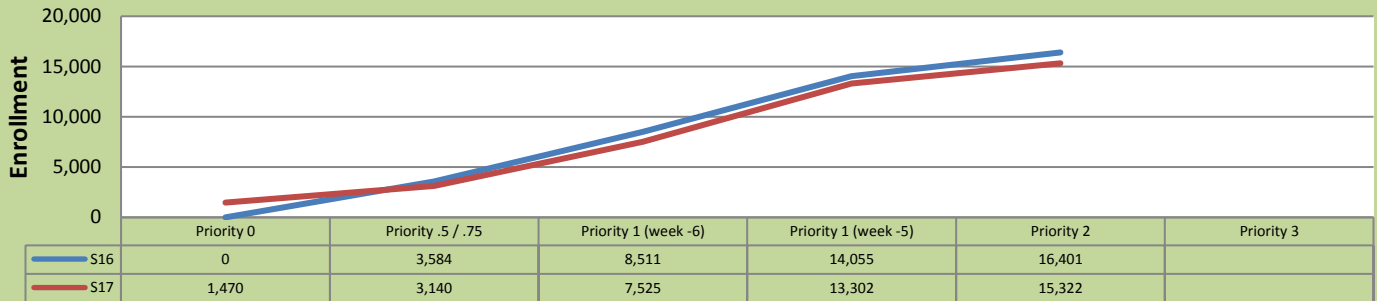


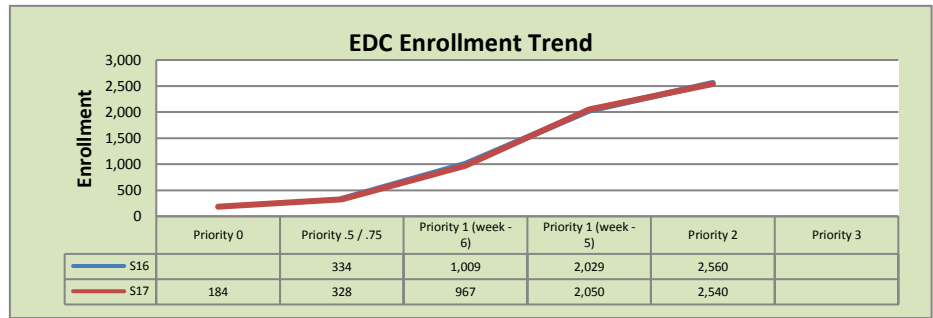
**Spring 2017 Weekly Enrollment Report**  
December 15, 2016: End of Priority 2 Enrollment Period

**Total Enrollment S16 and S17**  
**% Change S16 - S17 = - 6.6%**

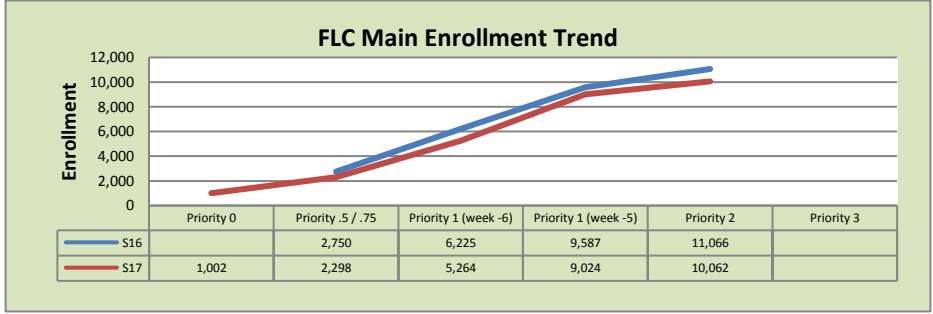


**Enrollment by Site**

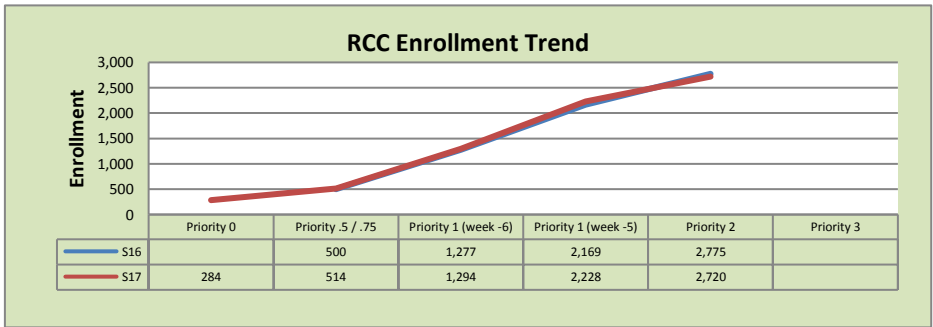
<b>El Dorado Center</b>			
	S16	S17	% Change
Undup Hdcnt	693	644	-7%
Total Sections	186	196	5%
FTE	36.245	38.026	5%
Fill Rate <sub>1</sub>	47%	47%	0%
Productivity	299.60	313.45	5%
FTEs	352	386	10%



<b>FLC Main</b>			
	S16	S17	% Change
Undup Hdcnt	4,006	3,719	-7%
Total Sections	504	504	0%
FTE	107.276	106.646	-1%
Fill Rate	67%	63%	-4%
Productivity	423.02	401.67	-5%
FTEs	1,469	1,387	-6%



<b>Rancho Cordova Center</b>			
	S16	S17	% Change
Undup Hdcnt	1,751	1,719	-2%
Total Sections	161	167	4%
FTE	30.267	31.142	3%
Fill Rate	50%	49%	-1%
Productivity	319.31	309.74	-3%
FTEs	313	312	0%



**FLC Enrollment Totals**

	S16	S17	% Change
Unduplicated Headcount	6,450	6,082	-6%
Total Sections	851	867	2%
FTE	173.788	175.814	1%
Fill Rate	59%	57%	-3%
Productivity (WSCH/FTE)	379.21	366.31	-3%
FTEs ((WSCH*17)/525)	2,134	2,085	-2%

**Notes:**

1. Fill Rate does not include Tutoring (1000), Work Experience (498/198), or Independent Study (495) sections.

Enrollment started November 21. Semester starts January 14.