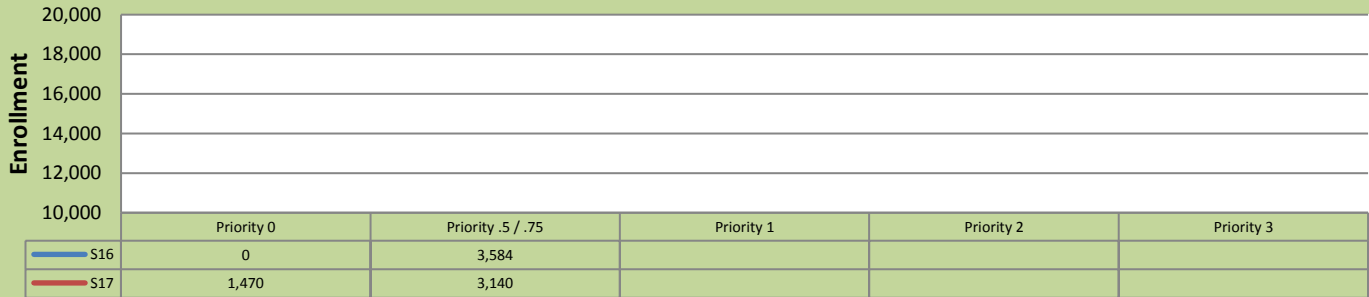


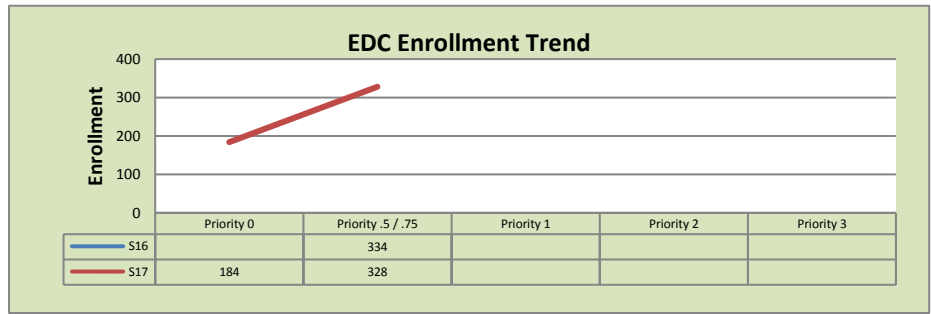
**Spring 2017 Weekly Enrollment Report**  
November 28, 2016: End of Priority .5 & .75

**Total Enrollment S16 and S17**  
**% Change S16 - S17 = -12.4%**

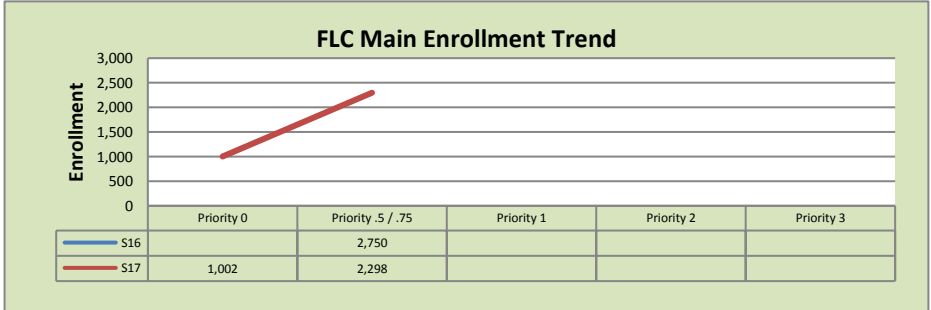


**Enrollment by Site**

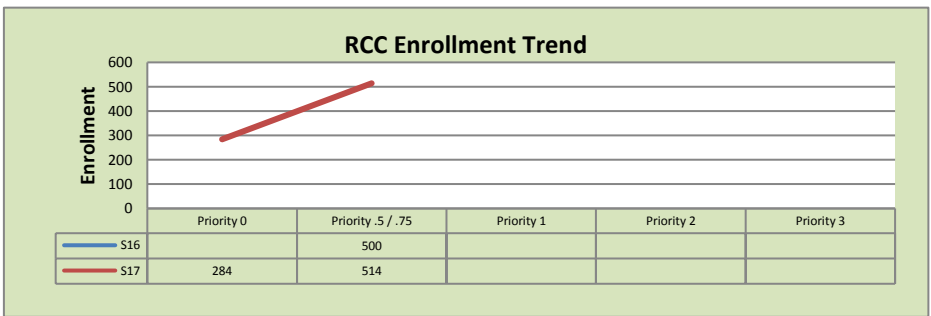
<b>El Dorado Center</b>			
	S16	S17	% Change
Undup Hdcnt	64	47	-27%
Total Sections	186	198	6%
FTE	36.807	37.209	1%
Fill Rate <sub>1</sub>	6%	6%	0%
Productivity	39.63	40.00	1%
FTEs	47	48	2%



<b>FLC Main</b>			
	S16	S17	% Change
Undup Hdcnt	834	746	-11%
Total Sections	502	497	-1%
FTE	107.696	106.096	-1%
Fill Rate	17%	14%	-18%
Productivity	111.29	95.18	-14%
FTEs	388	327	-16%



<b>Rancho Cordova Center</b>			
	S16	S17	% Change
Undup Hdcnt	306	291	-5%
Total Sections	160	166	4%
FTE	30.067	31.142	4%
Fill Rate	9%	9%	0%
Productivity	60.51	58.11	-4%
FTEs	59	59	0%



**FLC Enrollment Totals**

	S16	S17	% Change
<b>Unduplicated Headcount</b>	<b>1,204</b>	<b>1,084</b>	-10%
<b>Total Sections</b>	<b>848</b>	<b>861</b>	2%
<b>FTE</b>	<b>174.570</b>	<b>174.447</b>	0%
<b>Fill Rate</b>	<b>13%</b>	<b>11%</b>	-15%
<b>Productivity (WSCH/FTE)</b>	<b>87.44</b>	<b>76.79</b>	-12%
<b>FTEs ([WSCH*17]/525)</b>	<b>494</b>	<b>434</b>	-12%

**Notes:**

Fill Rate does not include Tutoring (1000), Work Experience (498/198), or Independent Study (495) sections.

Enrollment started November 21. Semester starts January 14.