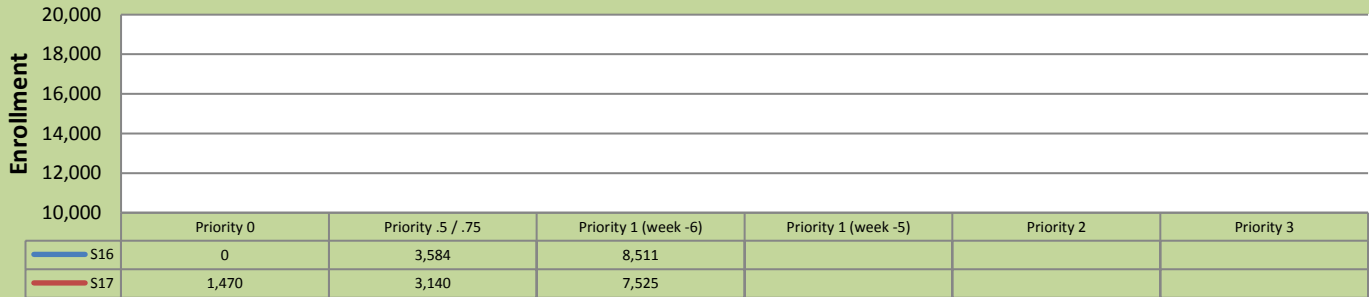


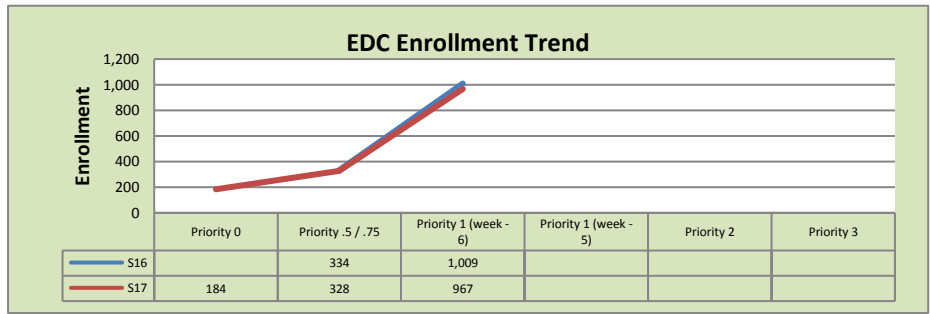
Spring 2017 Weekly Enrollment Report
December 7, 2016: Week -6 (Priority 1 enrollment period)

Total Enrollment S16 and S17
% Change S16 - S17 = -11.6%

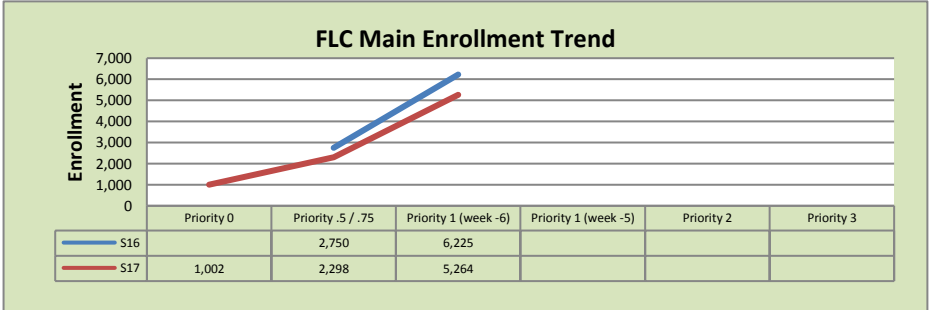


Enrollment by Site

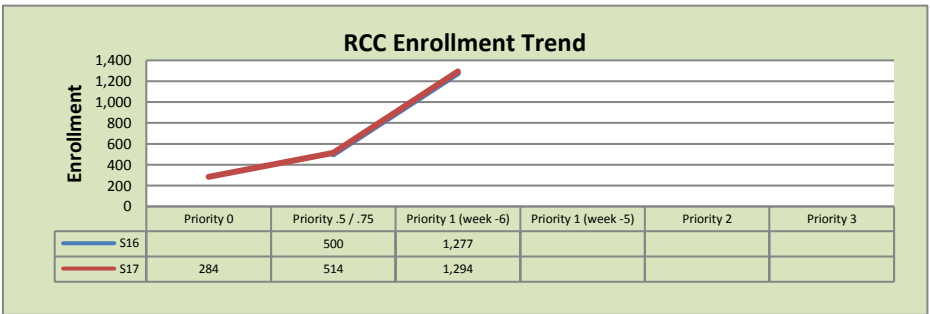
El Dorado Center			
	S16	S17	% Change
Undup Hdcnt	251	192	-24%
Total Sections	186	198	6%
FTE	36.277	37.209	3%
Fill Rate ₁	20%	18%	-10%
Productivity	133.37	118.00	-12%
FTEs	157	142	-10%



FLC Main			
	S16	S17	% Change
Undup Hdcnt	2,127	1,914	-10%
Total Sections	502	499	-1%
FTE	107.276	106.496	-1%
Fill Rate	38%	34%	-11%
Productivity	250.22	222.50	-11%
FTEs	869	767	-12%



Rancho Cordova Center			
	S16	S17	% Change
Undup Hdcnt	873	850	-3%
Total Sections	160	166	4%
FTE	30.067	31.142	4%
Fill Rate	23%	23%	0%
Productivity	148.71	141.26	-5%
FTEs	145	143	-1%



FLC Enrollment Totals

	S16	S17	% Change
Unduplicated Headcount	3,251	2,956	-9%
Total Sections	848	863	2%
FTE	173.62	174.85	1%
Fill Rate	32%	28%	-13%
Productivity (WSCH/FTE)	208.23	185.79	-11%
FTEs ((WSCH*17)/525)	1,171	1,052	-10%

Notes:

Fill Rate does not include Tutoring (1000), Work Experience (498/198), or Independent Study (495) sections.

Enrollment started November 21. Semester starts January 14.