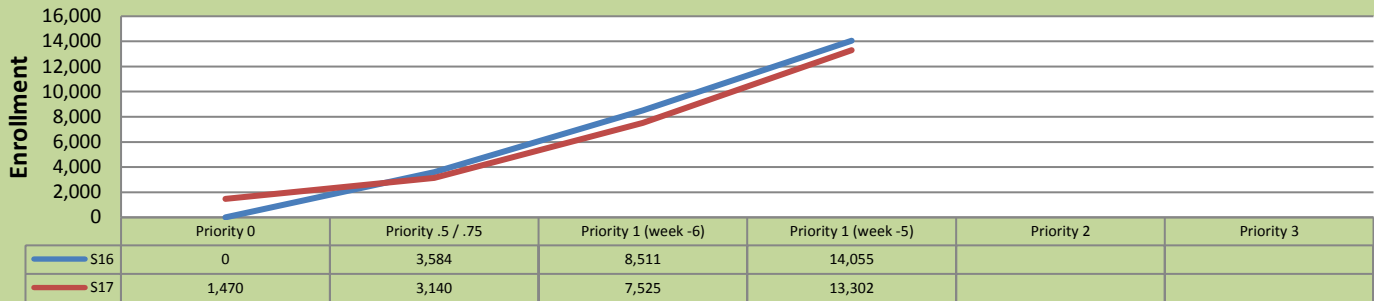


Spring 2017 Weekly Enrollment Report

December 12, 2016: Week -5 / End of Priority 1 Enrollment Period

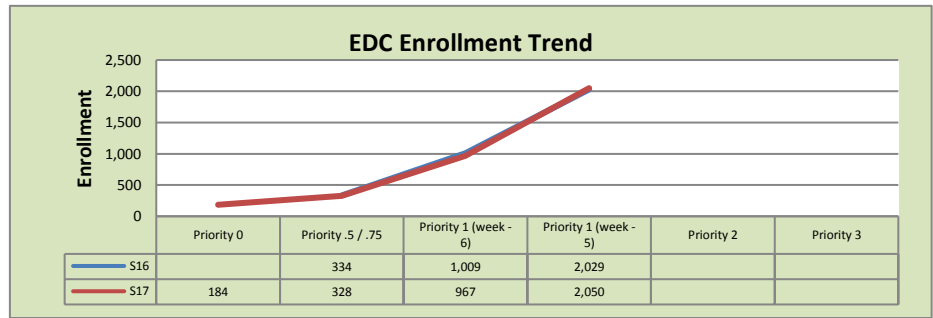
Total Enrollment S16 and S17

% Change S16 - S17 = - 5.4%

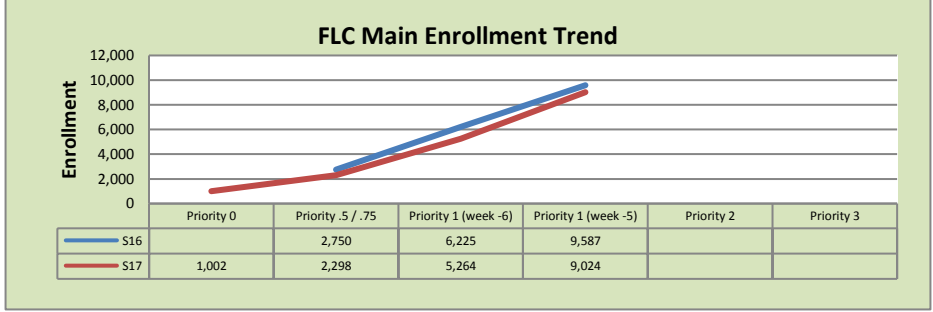


Enrollment by Site

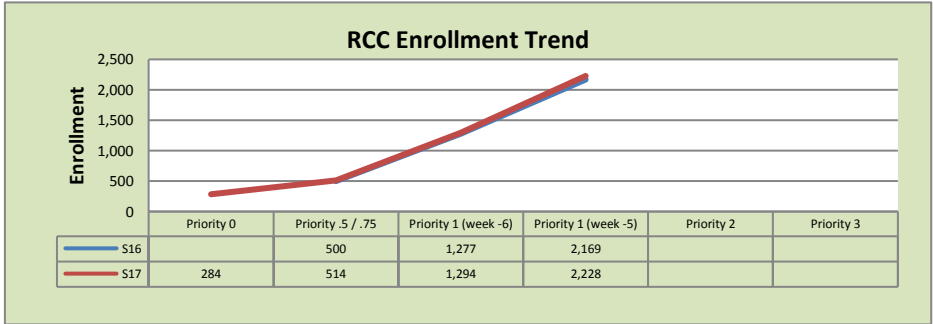
El Dorado Center			
	S16	S17	% Change
Undup Hdcnt	533	448	-16%
Total Sections	186	196	5%
FTE	36.077	38.026	5%
Fill Rate ₁	38%	39%	2%
Productivity	257.09	253.77	-1%
FTEs	300	312	4%



FLC Main			
	S16	S17	% Change
Undup Hdcnt	3,510	3,261	-7%
Total Sections	503	504	0%
FTE	107.476	106.646	-1%
Fill Rate	60%	57%	-6%
Productivity	384.47	363.44	-5%
FTEs	1,338	1,255	-6%



Rancho Cordova Center			
	S16	S17	% Change
Undup Hdcnt	1,429	1,441	1%
Total Sections	160	167	4%
FTE	30.067	31.142	4%
Fill Rate	40%	40%	1%
Productivity	257.38	250.40	-3%
FTEs	251	253	1%



FLC Enrollment Totals

	S16	S17	% Change
Unduplicated Headcount	5,321	5,150	-3%
Total Sections	849	867	2%
FTE	173.62	175.81	1%
Fill Rate	52%	50%	-4%
Productivity (WSCH/FTE)	335.99	319.70	-5%
FTEs ((WSCH*17)/525)	1,889	1,820	-4%

Notes:

Fill Rate does not include Tutoring (1000), Work Experience (498/198), or Independent Study (495) sections.

Enrollment started November 21. Semester starts January 14.