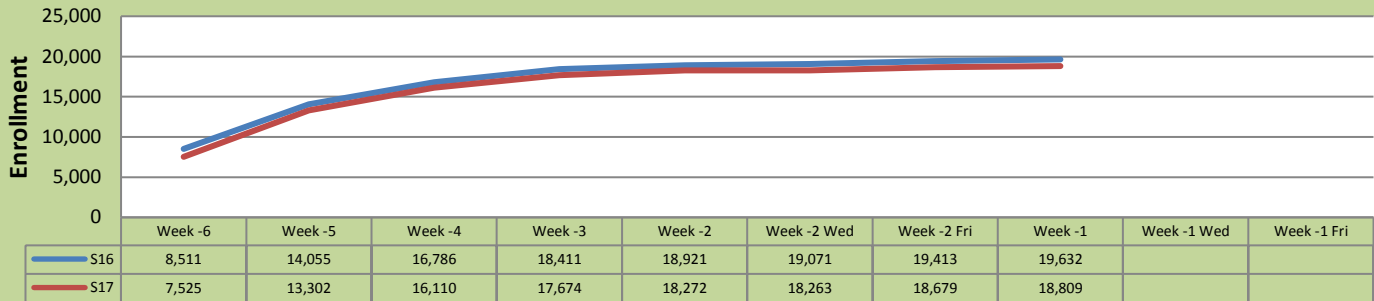


Spring 2017 Weekly Enrollment Report

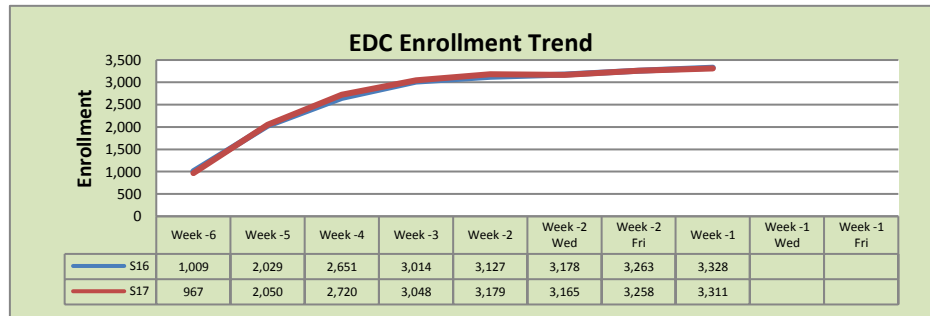
January 9, 2017: Week -1

Total Enrollment S16 and S17 % Change S16 - S17 = -4.2%

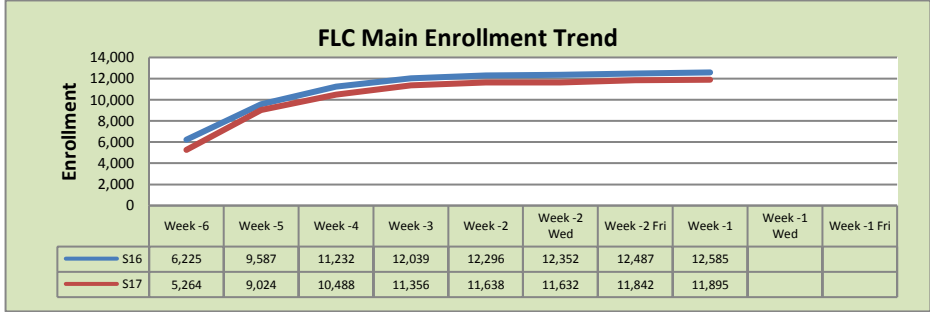


Enrollment by Site

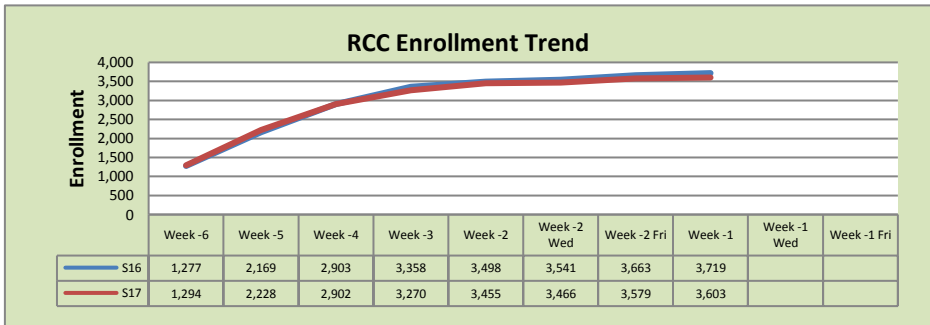
El Dorado Center			
	S16	S17	% Change
Undup Hdcnt	995	921	-7%
Total Sections	186	195	5%
FTE	36.045	37.876	5%
Fill Rate ₁	61%	61%	0%
Productivity	401.38	392.61	-2%
FTEs	469	482	3%



FLC Main			
	S16	S17	% Change
Undup Hdcnt	4,788	4,534	-5%
Total Sections	503	503	0%
FTE	107.276	106.596	-1%
Fill Rate	76%	74%	-2%
Productivity	482.53	466.06	-3%
FTEs	1,675	1,609	-4%



Rancho Cordova Center			
	S16	S17	% Change
Undup Hdcnt	2,397	2,282	-5%
Total Sections	161	168	4%
FTE	30.067	31.209	4%
Fill Rate	69%	64%	-5%
Productivity	438.81	409.26	-7%
FTEs	427	413	-3%



FLC Enrollment Totals

	S16	S17	% Change
Unduplicated Headcount	8,180	7,737	-5%
Total Sections	850	866	2%
FTE	173.388	175.681	1%
Fill Rate	71%	70%	-1%
Productivity (WSCH/FTE)	457.96	440.13	-4%
FTEs ((WSCH*17)/525)	2,571	2,504	-3%

Notes:

1. Fill Rate does not include Tutoring (1000), Work Experience (498/198), or Independent Study (495) sections.

Enrollment started November 21. Semester starts January 14.