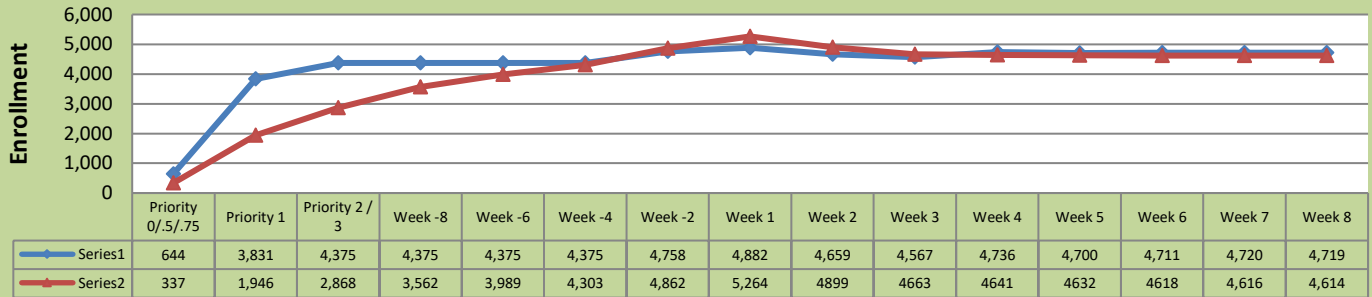


## Summer 2021 Weekly Enrollment Report

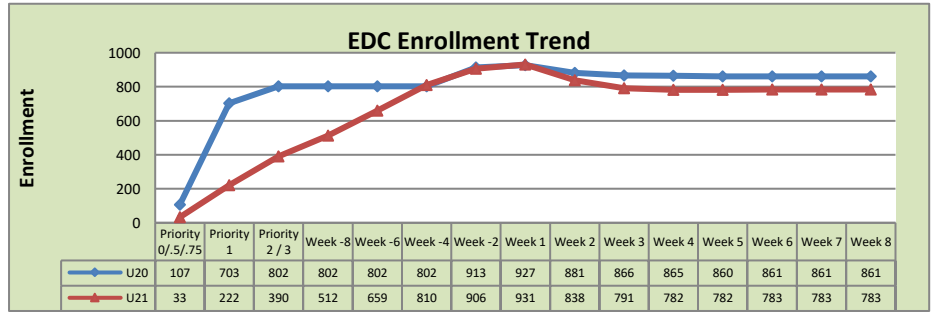
July 26, 2021: Week 8

### Total Enrollment U20 and U21 % Change U20 - U21 = -2.2%

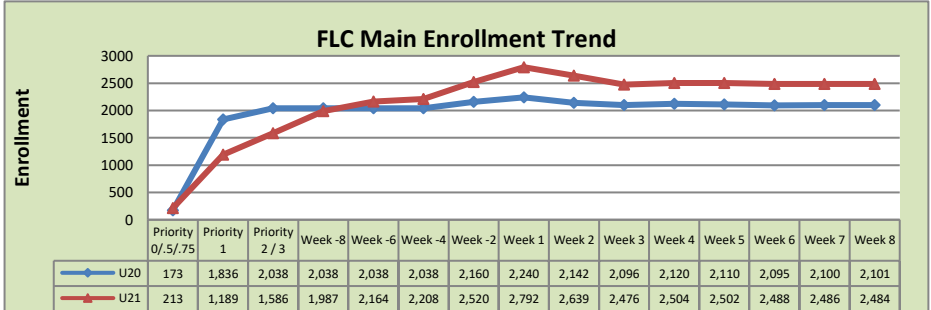


### Enrollment by Site

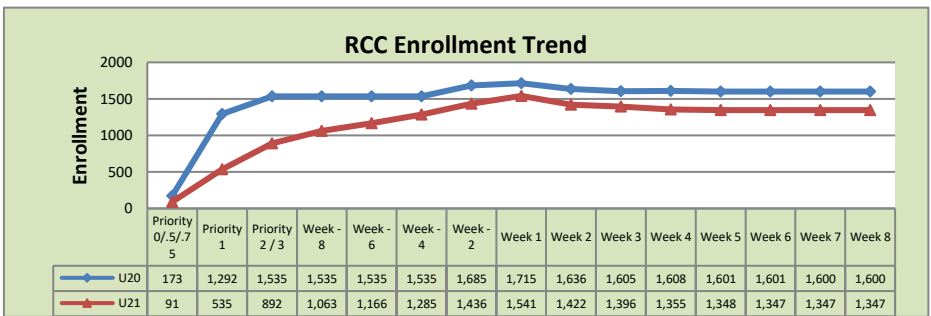
| El Dorado Center |        |        |          |
|------------------|--------|--------|----------|
|                  | U20    | U21    | % Change |
| Undup Hdcnt      | 476    | 475    | 0%       |
| Total Sections   | 25     | 29     | 16%      |
| FTE              | 5.657  | 5.360  | -5%      |
| Fill Rate        | 96%    | 73%    | -24%     |
| Productivity     | 524.48 | 491.88 | -6%      |
| FTEs             | 96     | 85     | -11%     |



| FLC Main       |        |        |          |
|----------------|--------|--------|----------|
|                | U20    | U21    | % Change |
| Undup Hdcnt    | 1,560  | 1,788  | 15%      |
| Total Sections | 63     | 97     | 54%      |
| FTE            | 13.146 | 16.43  | 25%      |
| Fill Rate      | 94%    | 90%    | -4%      |
| Productivity   | 540.22 | 501.45 | -7%      |
| FTEs           | 230    | 267    | 16%      |



| Rancho Cordova Center |        |        |          |
|-----------------------|--------|--------|----------|
|                       | U20    | U21    | % Change |
| Undup Hdcnt           | 1,454  | 1,237  | -15%     |
| Total Sections        | 43     | 58     | 35%      |
| FTE                   | 9.196  | 8.600  | -6%      |
| Fill Rate             | 98%    | 88%    | -10%     |
| Productivity          | 557.08 | 499.92 | -10%     |
| FTEs                  | 166    | 139    | -16%     |



### FLC Enrollment Totals

|                         | U20    | U21    | % Change |
|-------------------------|--------|--------|----------|
| Unduplicated Headcount  | 3,633  | 3,500  | -4%      |
| Total Sections          | 137    | 185    | 35%      |
| FTE                     | 29.199 | 30.590 | 5%       |
| Fill Rate               | 94%    | 86%    | -9%      |
| Productivity (WSCH/FTE) | 536.41 | 496.07 | -8%      |
| FTEs ([WSCH*17]/525)    | 507    | 491    | -3%      |

#### Notes:

1. Fill Rate does not include Tutoring (1000), Work Experience (498/198), or Independent Study (495) sections.

Enrollment started March 8. Semester starts June 7.