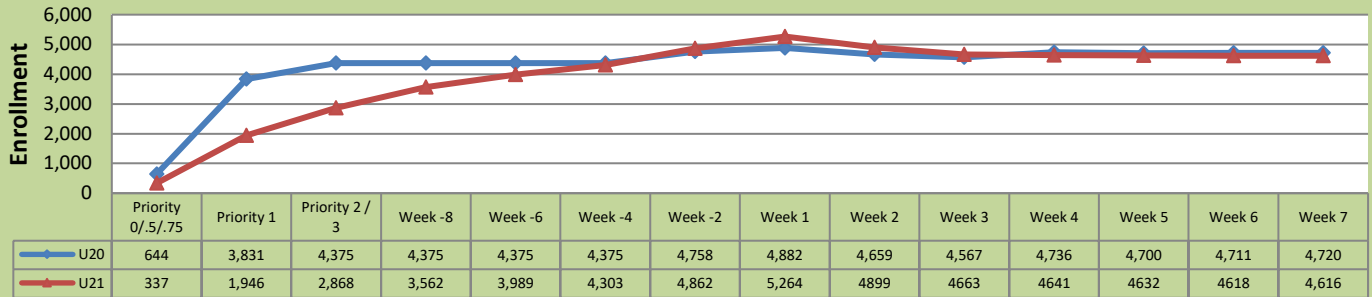


## Summer 2021 Weekly Enrollment Report

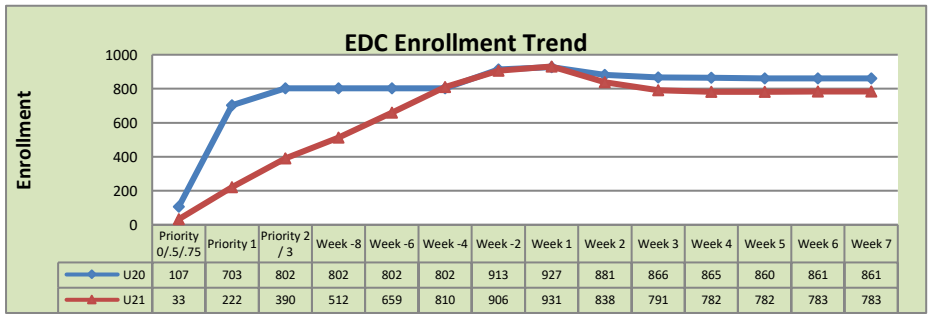
July 19, 2021: Week 7

### Total Enrollment U20 and U21 % Change U20 - U21 = -2.2%

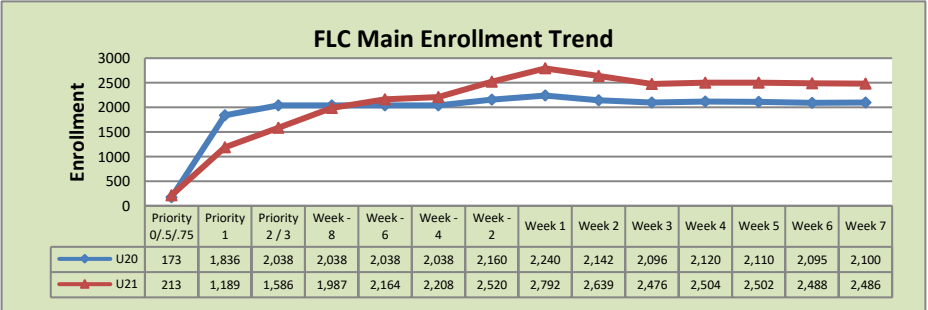


### Enrollment by Site

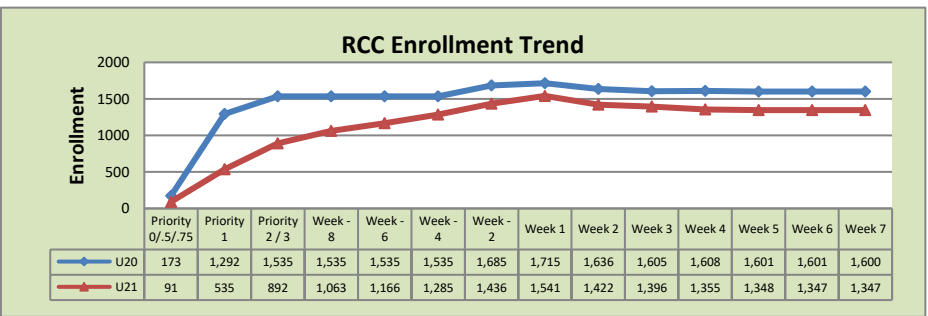
El Dorado Center			
	U20	U21	% Change
Undup Hdcnt	476	475	0%
Total Sections	25	29	16%
FTE	5.657	5.360	-5%
Fill Rate	96%	74%	-23%
Productivity	524.48	491.88	-6%
FTEs	96	85	-11%



FLC Main			
	U20	U21	% Change
Undup Hdcnt	1,559	1,790	15%
Total Sections	63	97	54%
FTE	13.146	16.413	25%
Fill Rate	94%	90%	-4%
Productivity	539.98	502.6	-7%
FTEs	230	267	16%



Rancho Cordova Center			
	U20	U21	% Change
Undup Hdcnt	1,454	1,237	-15%
Total Sections	43	58	35%
FTE	9.196	8.600	-6%
Fill Rate	98%	88%	-10%
Productivity	557.08	499.92	-10%
FTEs	166	139	-16%



### FLC Enrollment Totals

	U20	U21	% Change
Unduplicated Headcount	3,634	3,502	-4%
Total Sections	137	185	35%
FTE	29.199	30.573	5%
Fill Rate	94%	86%	-9%
Productivity (WSCH/FTE)	536.51	496.68	-7%
FTEs ([WSCH*17]/525)	507	492	-3%

#### Notes:

1. Fill Rate does not include Tutoring (1000), Work Experience (498/198), or Independent Study (495) sections.

Enrollment started March 8. Semester starts June 7.