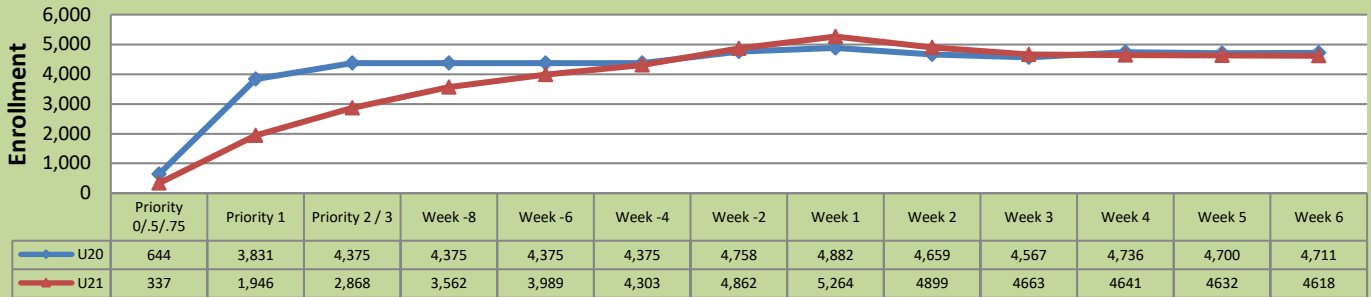


Summer 2021 Weekly Enrollment Report

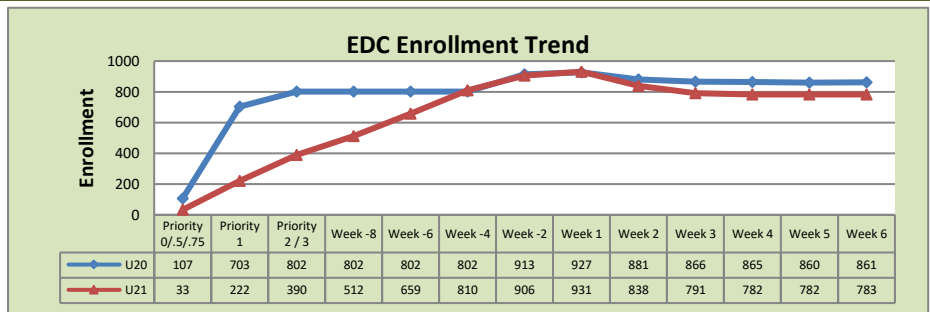
July 12, 2021: Week 6

Total Enrollment U20 and U21 % Change U20 - U21 = -2.0%

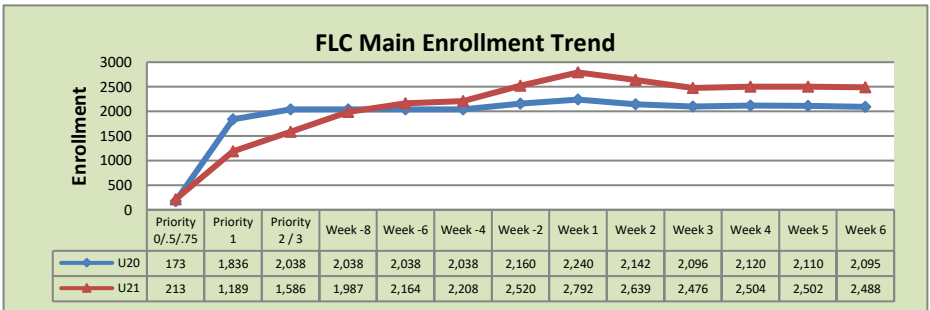


Enrollment by Site

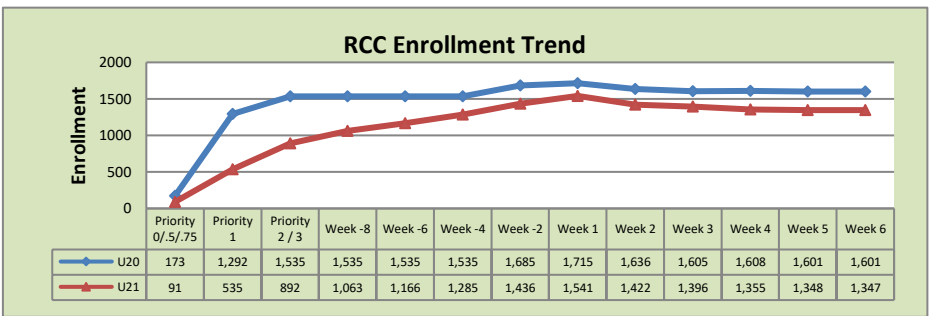
El Dorado Center			
	U20	U21	% Change
Undup Hdcnt	476	475	0%
Total Sections	25	29	16%
FTE	5.657	5.360	-5%
Fill Rate	96%	74%	-23%
Productivity	524.48	491.88	-6%
FTEs	96	85	-11%



FLC Main			
	U20	U21	% Change
Undup Hdcnt	1,553	1,792	15%
Total Sections	63	97	54%
FTE	13.146	16.413	25%
Fill Rate	93%	90%	-3%
Productivity	538.76	502.97	-7%
FTEs	229	267	17%



Rancho Cordova Center			
	U20	U21	% Change
Undup Hdcnt	1,455	1,237	-15%
Total Sections	43	58	35%
FTE	9.196	8.600	-6%
Fill Rate	98%	88%	-10%
Productivity	557.40	499.92	-10%
FTEs	166	139	-16%



FLC Enrollment Totals

	U20	U21	% Change
Unduplicated Headcount	3,624	3,504	-3%
Total Sections	137	185	35%
FTE	29.199	30.573	5%
Fill Rate	94%	86%	-9%
Productivity (WSCH/FTE)	535.55	496.88	-7%
FTEs ((WSCH*17)/525)	506	492	-3%

Notes:

1. Fill Rate does not include Tutoring (1000), Work Experience (498/198), or Independent Study (495) sections.

Enrollment started March 8. Semester starts June 7.