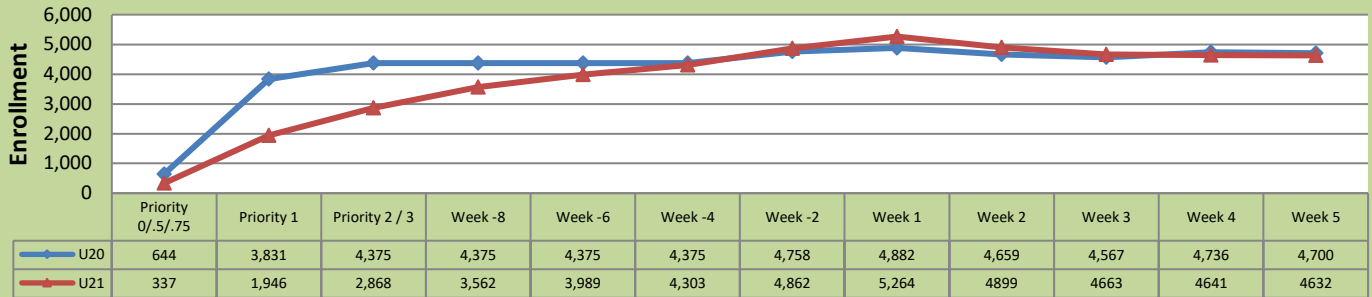


## Summer 2021 Weekly Enrollment Report

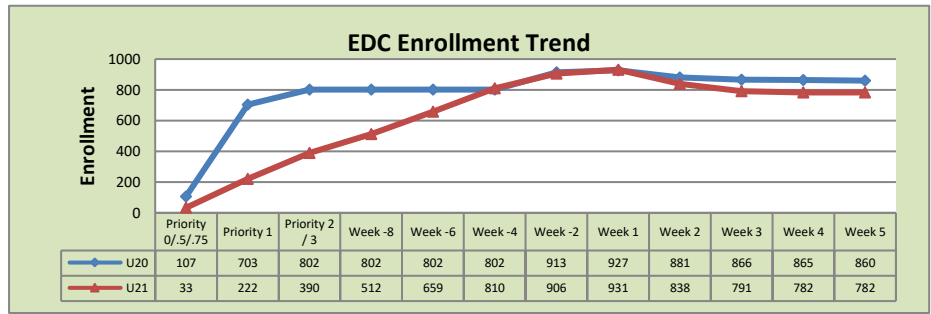
July 5, 2021: Week 5

### Total Enrollment U20 and U21 % Change U20 - U21 = -1.4%

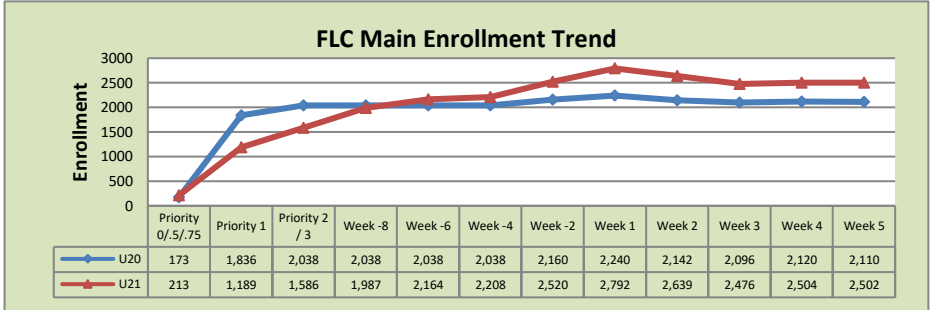


### Enrollment by Site

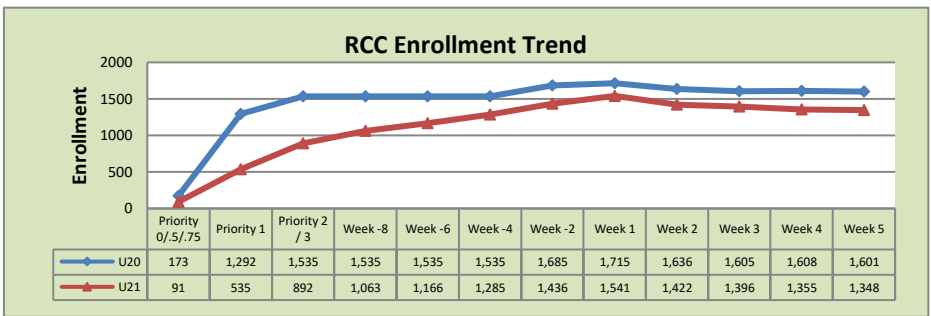
El Dorado Center			
	U20	U21	% Change
Undup Hdcnt	473	473	0%
Total Sections	25	29	16%
FTE	5.657	5.360	-5%
Fill Rate	96%	73%	-24%
Productivity	523.95	491.32	-6%
FTEs	96	85	-11%



FLC Main			
	U20	U21	% Change
Undup Hdcnt	1,568	1,804	15%
Total Sections	64	97	52%
FTE	13.346	16.413	23%
Fill Rate	92%	91%	-1%
Productivity	533.84	505.14	-5%
FTEs	231	268	16%



Rancho Cordova Center			
	U20	U21	% Change
Undup Hdcnt	1,455	1,238	-15%
Total Sections	43	58	35%
FTE	9.196	8.600	-6%
Fill Rate	98%	88%	-10%
Productivity	557.40	500.27	-10%
FTEs	166	139	-16%



### FLC Enrollment Totals

	U20	U21	% Change
Unduplicated Headcount	3,611	3,515	-3%
Total Sections	137	185	35%
FTE	29.199	30.573	5%
Fill Rate	94%	86%	-9%
Productivity (WSCH/FTE)	534.32	498.04	-7%
FTEs ((WSCH*17)/525)	505	493	-2%

#### Notes:

1. Fill Rate does not include Tutoring (1000), Work Experience (498/198), or Independent Study (495) sections.

Enrollment started March 8. Semester starts June 7.