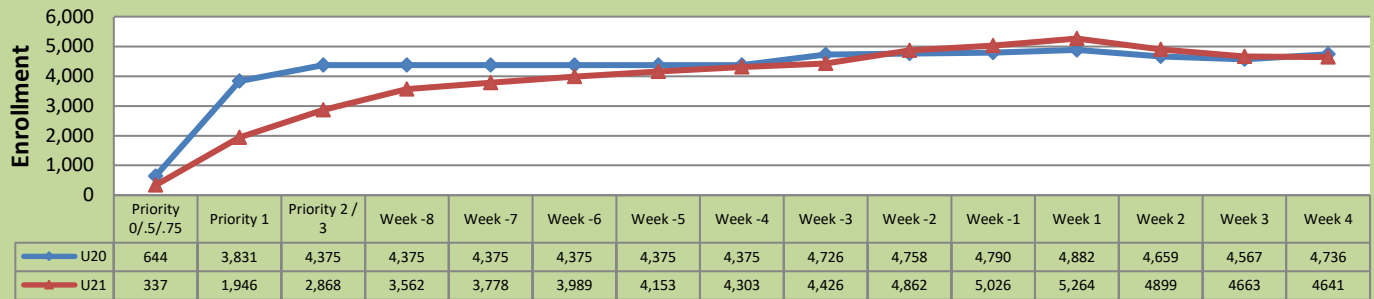


Summer 2021 Weekly Enrollment Report

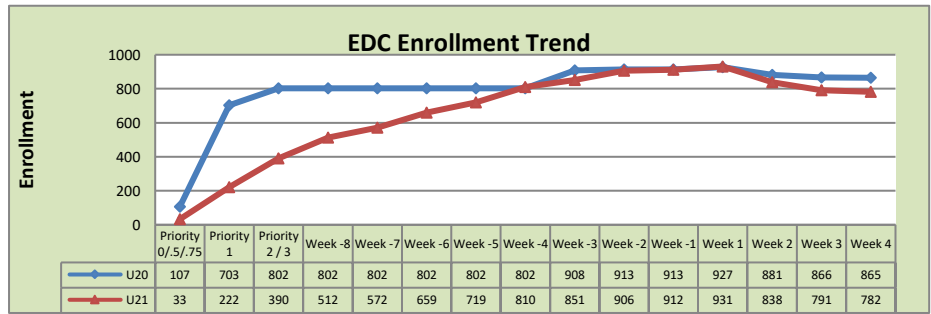
June 28, 2021: Week 4

Total Enrollment U20 and U21 % Change U20 - U21 = -2.0%

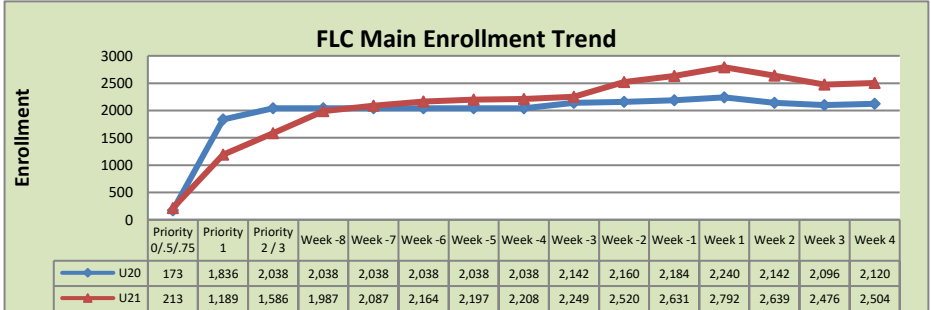


Enrollment by Site

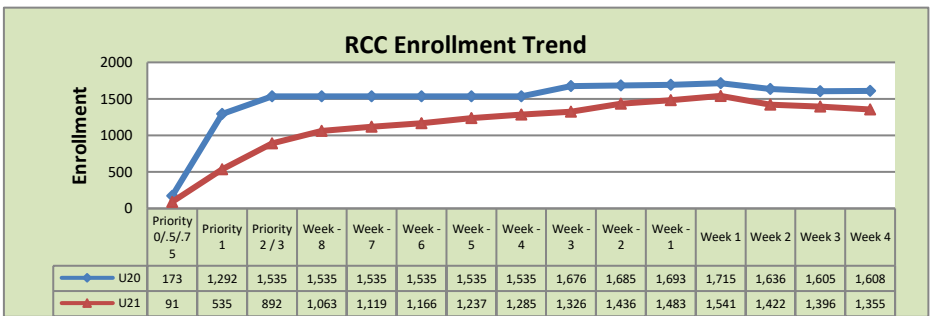
El Dorado Center			
	U20	U21	% Change
Undup Hdcnt	475	473	0%
Total Sections	25	29	16%
FTE	5.657	5.360	-5%
Fill Rate	97%	73%	-25%
Productivity	526.60	491.32	-7%
FTEs	96	85	-11%



FLC Main			
	U20	U21	% Change
Undup Hdcnt	1,577	1,803	14%
Total Sections	64	97	52%
FTE	13.346	16.413	23%
Fill Rate	93%	91%	-2%
Productivity	536.32	505.75	-6%
FTEs	232	269	16%



Rancho Cordova Center			
	U20	U21	% Change
Undup Hdcnt	1,461	1,244	-15%
Total Sections	43	58	35%
FTE	9.196	8.600	-6%
Fill Rate	99%	89%	-10%
Productivity	559.80	502.71	-10%
FTEs	167	140	-16%



FLC Enrollment Totals

	U20	U21	% Change
Unduplicated Headcount	3,642	3,520	-3%
Total Sections	137	185	35%
FTE	29.199	30.573	5%
Fill Rate	95%	86%	-9%
Productivity (WSCH/FTE)	538.15	499.05	-7%
FTEs ([WSCH*17]/525)	509	494	-3%

Notes:

1. Fill Rate does not include Tutoring (1000), Work Experience (498/198), or Independent Study (495) sections.

Enrollment started March 8. Semester starts June 7.