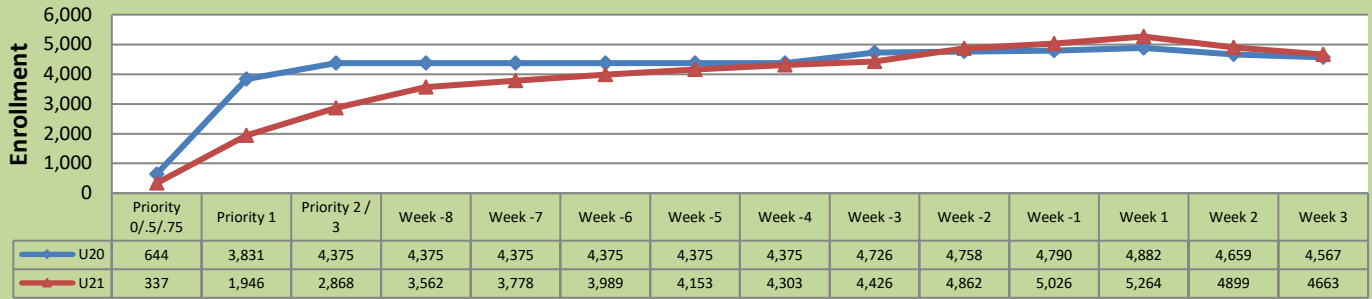


Summer 2021 Weekly Enrollment Report

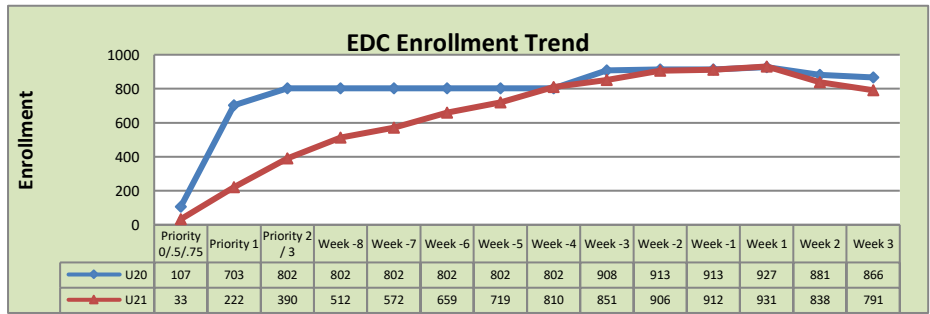
June 21, 2021: Week 3

Total Enrollment U20 and U21 % Change U20 - U21 = 2.1%

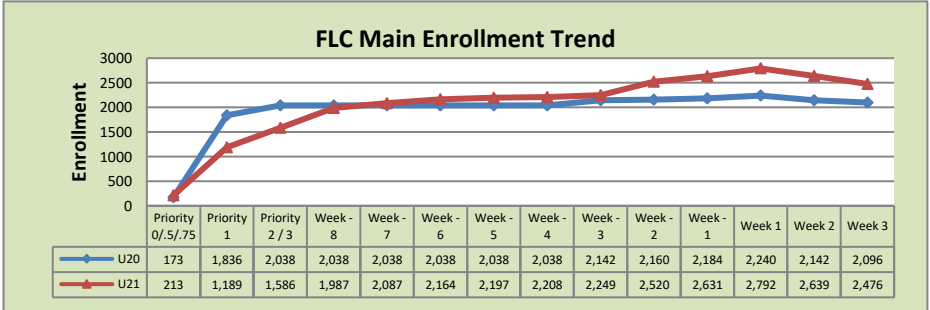


Enrollment by Site

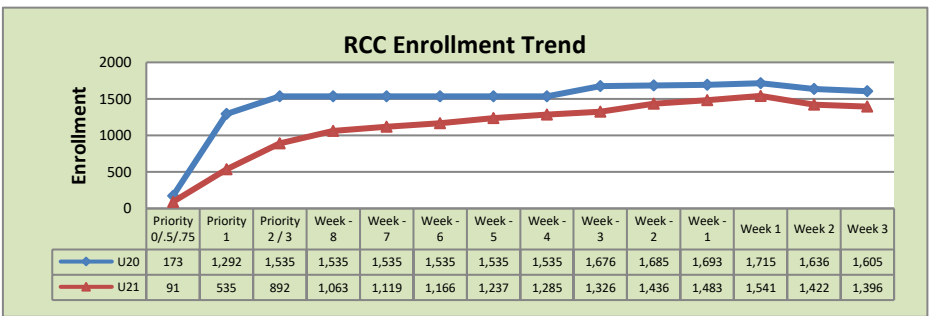
El Dorado Center			
	U20	U21	% Change
Undup Hdcnt	475	482	1%
Total Sections	25	29	16%
FTE	5.657	5.360	-5%
Fill Rate	97%	74%	-24%
Productivity	527.13	495.17	-6%
FTEs	97	86	-11%



FLC Main			
	U20	U21	% Change
Undup Hdcnt	1,552	1,777	14%
Total Sections	64	97	52%
FTE	13.346	16.263	22%
Fill Rate	92%	90%	-2%
Productivity	531.51	505.1	-5%
FTEs	230	266	16%



Rancho Cordova Center			
	U20	U21	% Change
Undup Hdcnt	1,458	1,267	-13%
Total Sections	43	59	37%
FTE	9.196	8.800	-4%
Fill Rate	98%	89%	-9%
Productivity	558.82	501.74	-10%
FTEs	166	143	-14%



FLC Enrollment Totals

	U20	U21	% Change
Unduplicated Headcount	3,485	3,526	1%
Total Sections	137	186	36%
FTE	29.199	30.623	5%
Fill Rate	92%	86%	-7%
Productivity (WSCH/FTE)	521.06	499.10	-4%
FTEs ([WSCH*17]/525)	493	465	-6%

Notes:

1. Fill Rate does not include Tutoring (1000), Work Experience (498/198), or Independent Study (495) sections.

Enrollment started March 8. Semester starts June 7.