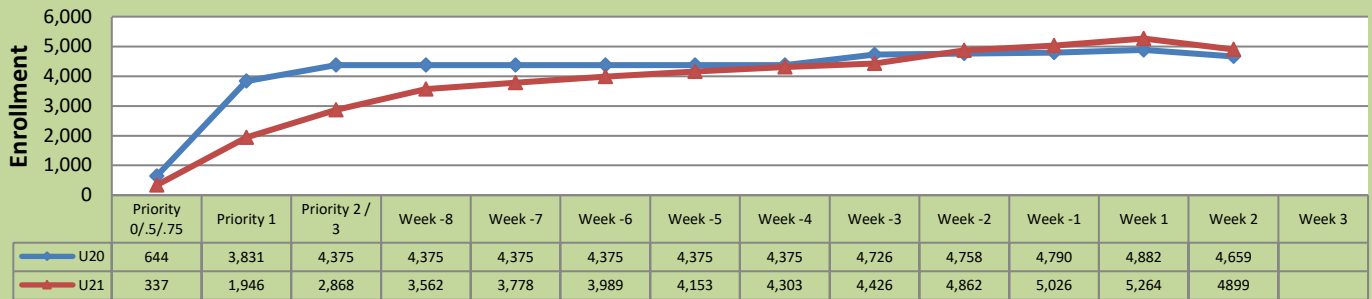


Summer 2021 Weekly Enrollment Report

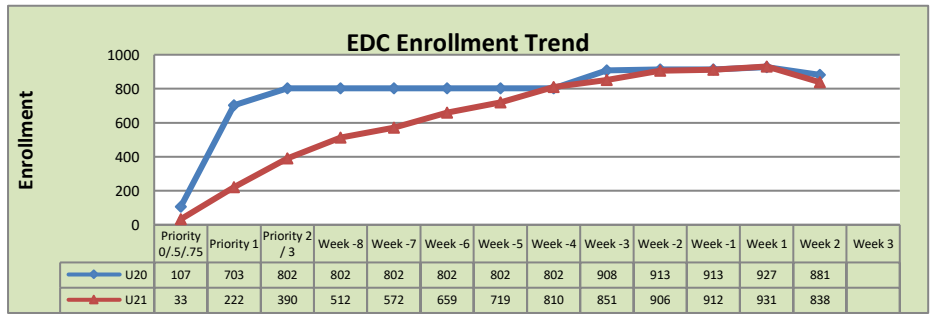
June 14, 2021: Week 2

Total Enrollment U20 and U21 % Change U20 - U21 = 5.2%

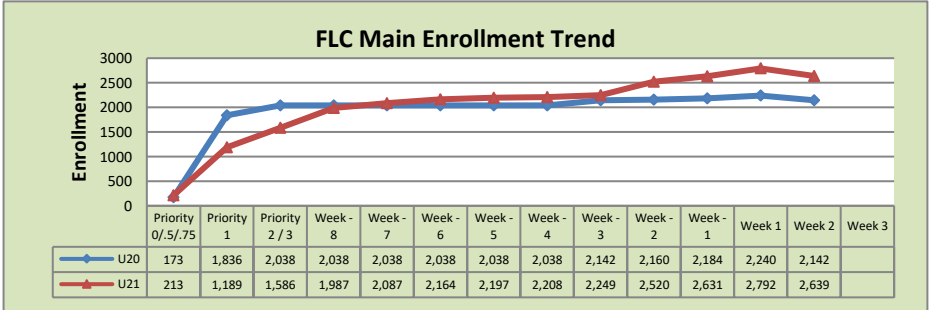


Enrollment by Site

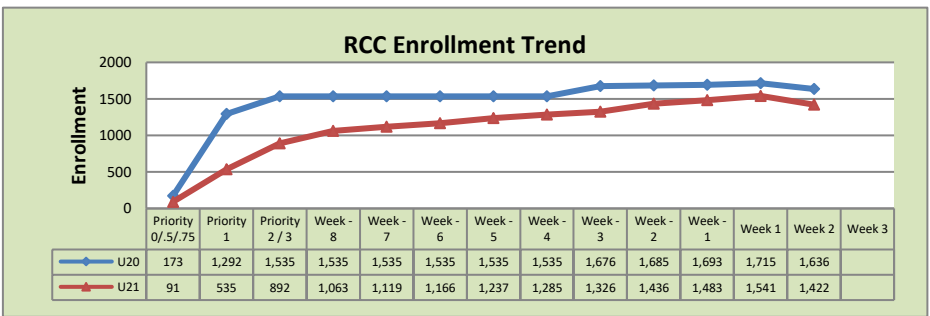
El Dorado Center			
	U20	U21	% Change
Undup Hdcnt	486	493	1%
Total Sections	25	29	16%
FTE	5.657	5.360	-5%
Fill Rate	97%	76%	-22%
Productivity	535.28	527.2	-2%
FTEs	98	91	-7%



FLC Main			
	U20	U21	% Change
Undup Hdcnt	1,579	1,852	17%
Total Sections	63	97	54%
FTE	13.146	16.263	24%
Fill Rate	93%	94%	1%
Productivity	552.73	560.32	1%
FTEs	235	295	26%



Rancho Cordova Center			
	U20	U21	% Change
Undup Hdcnt	1,481	1,285	-13%
Total Sections	43	59	37%
FTE	9.196	8.800	-4%
Fill Rate	98%	89%	-9%
Productivity	569.52	582.09	2%
FTEs	170	166	-2%



FLC Enrollment Totals

	U20	U21	% Change
Unduplicated Headcount	3,546	3,630	2%
Total Sections	131	186	42%
FTE	27.999	30.623	9%
Fill Rate	95%	89%	-6%
Productivity (WSCH/FTE)	554.72	557.12	0%
FTEs ([WSCH*17]/525)	503	552	10%

Notes:

1. Fill Rate does not include Tutoring (1000), Work Experience (498/198), or Independent Study (495) sections.

Enrollment started March 8. Semester starts June 7.