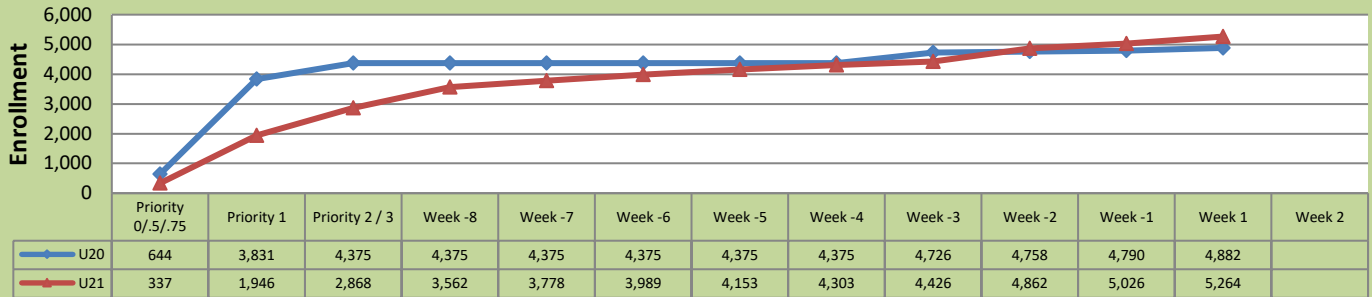


Summer 2021 Weekly Enrollment Report

June 7, 2021: Week 1

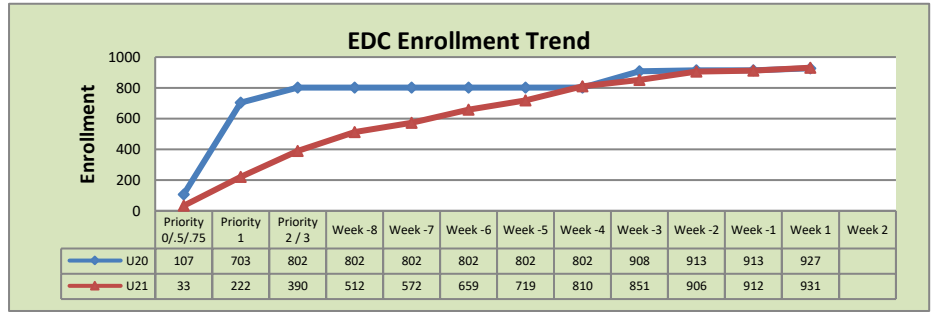
Total Enrollment U20 and U21

% Change U20 - U21 = 7.8%

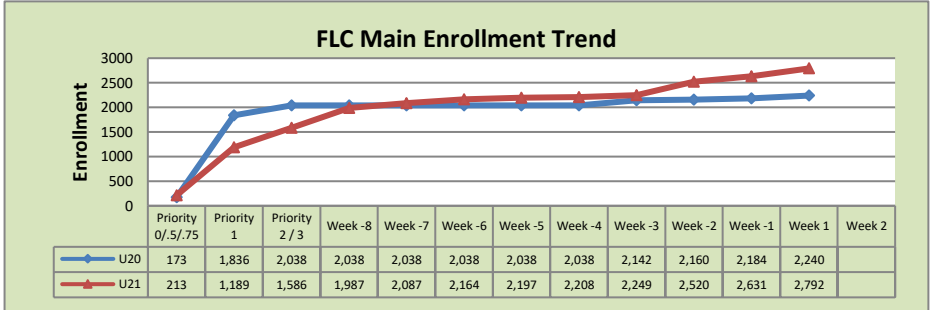


Enrollment by Site

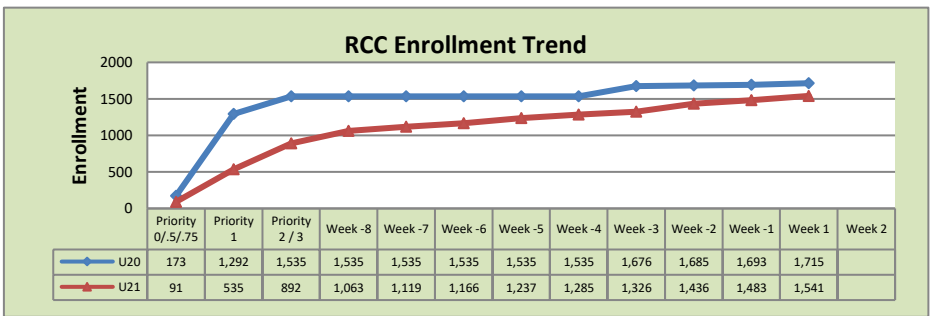
El Dorado Center			
	U20	U21	% Change
Undup Hdcnt	491	531	8%
Total Sections	25	29	16%
FTE	5.657	5.360	-5%
Fill Rate	100%	84%	-16%
Productivity	561.79	585.23	4%
FTEs	103	102	-1%



FLC Main			
	U20	U21	% Change
Undup Hdcnt	1,620	1,912	18%
Total Sections	63	97	54%
FTE	13.146	16.225	23%
Fill Rate	95%	98%	3%
Productivity	576.11	606.12	5%
FTEs	245	318	30%



Rancho Cordova Center			
	U20	U21	% Change
Undup Hdcnt	1,536	1,393	-9%
Total Sections	43	59	37%
FTE	9.196	8.800	-4%
Fill Rate	101%	99%	-2%
Productivity	588.27	624.46	6%
FTEs	175	178	2%



FLC Enrollment Totals

	U20	U21	% Change
Unduplicated Headcount	3,647	3,836	5%
Total Sections	131	186	42%
FTE	27.999	30.585	9%
Fill Rate	98%	95%	-3%
Productivity (WSCH/FTE)	577.21	603.77	5%
FTEs ((WSCH*17)/525)	523	598	14%

Notes:

1. Fill Rate does not include Tutoring (1000), Work Experience (498/198), or Independent Study (495) sections.

Enrollment started March 8. Semester starts June 7.