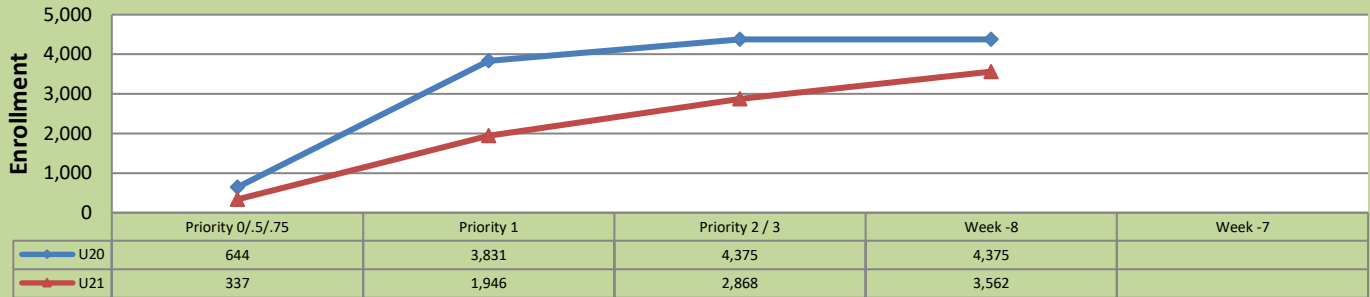


## Summer 2021 Weekly Enrollment Report

April 12, 2021: Week -8

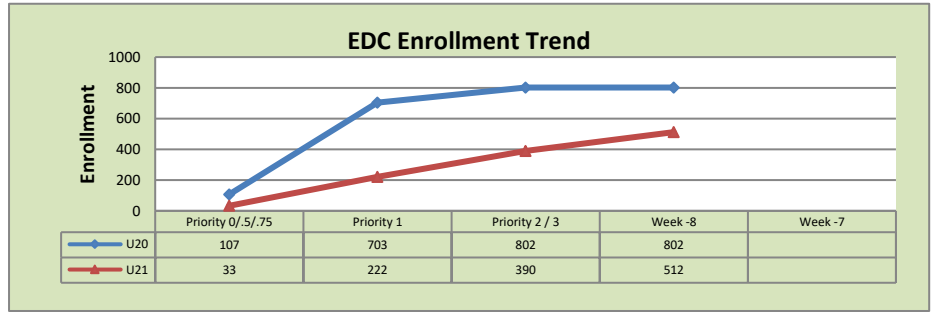
### Total Enrollment U20 and U21 % Change U20 - U21 = -18.6%



### Enrollment by Site

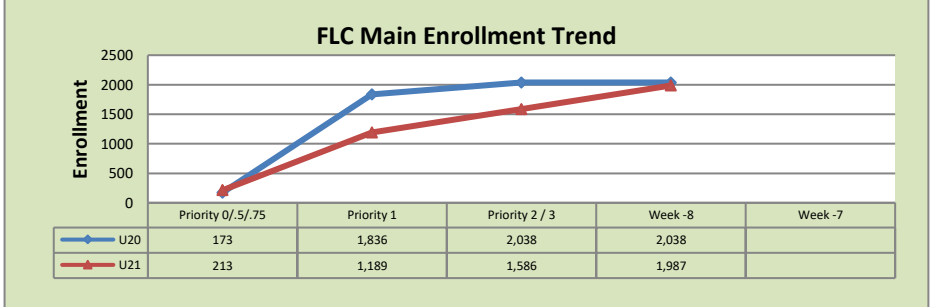
#### El Dorado Center

	U20	U21	% Change
Undup Hdcnt	410	272	-34%
Total Sections	25	28	12%
FTE	5.657	5.083	-10%
Fill Rate	87%	51%	-41%
Productivity	493.85	357.78	-28%
FTEs	90	59	-34%



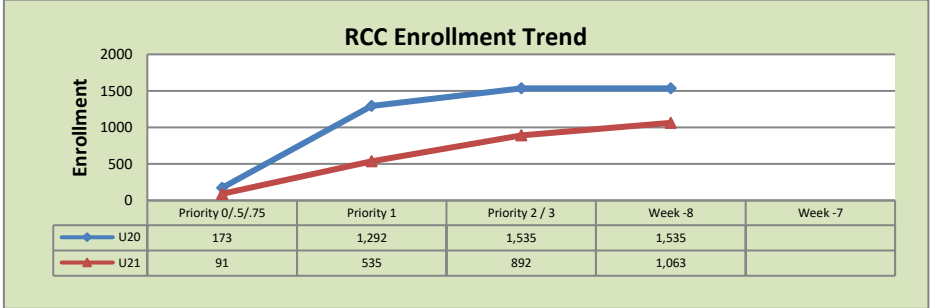
#### FLC Main

	U20	U21	% Change
Undup Hdcnt	1,441	1,390	-4%
Total Sections	63	90	43%
FTE	13.509	14.889	10%
Fill Rate	87%	78%	-10%
Productivity	516.59	489.26	-5%
FTEs	226	236	4%



#### Rancho Cordova Center

	U20	U21	% Change
Undup Hdcnt	1,359	945	-30%
Total Sections	43	56	30%
FTE	9.096	7.867	-14%
Fill Rate	91%	77%	-15%
Productivity	536.64	436.82	-19%
FTEs	158	111	-30%



### FLC Enrollment Totals

	U20	U21	% Change
Unduplicated Headcount	3,201	2,607	-19%
Total Sections	131	180	37%
FTE	28.261	29.039	3%
Fill Rate	89%	69%	-22%
Productivity (WSCH/FTE)	518.49	431.82	-17%
FTEs ((WSCH*17)/525)	474	406	-14%

#### Notes:

1. Fill Rate does not include Tutoring (1000), Work Experience (498/198), or Independent Study (495) sections.

Enrollment started March 8. Semester starts June 7.