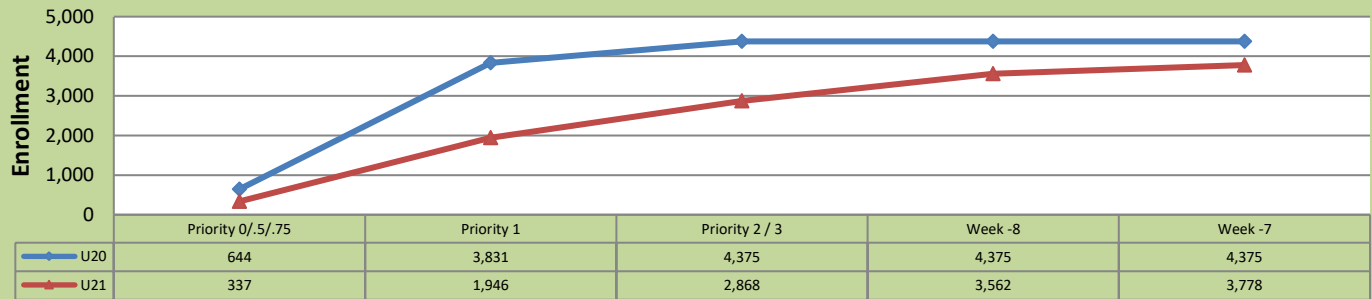


Summer 2021 Weekly Enrollment Report

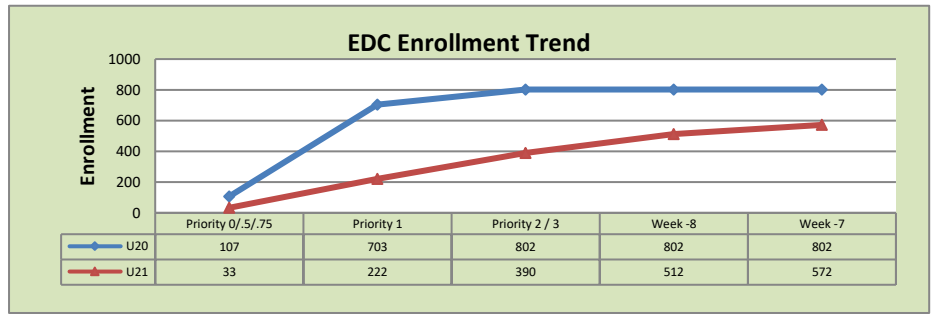
April 19, 2021: Week -7

Total Enrollment U20 and U21 % Change U20 - U21 = -13.6%

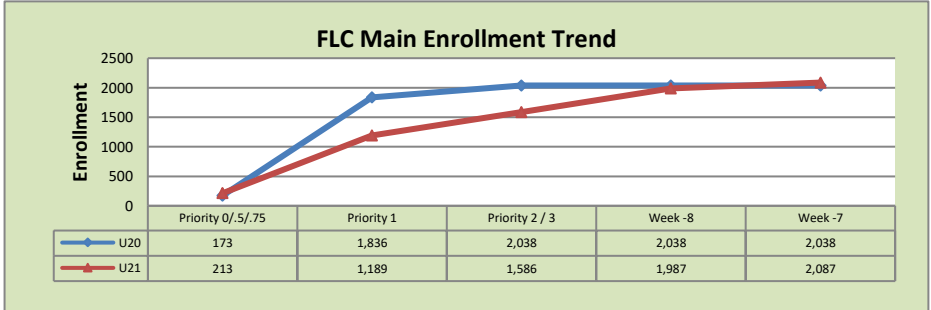


Enrollment by Site

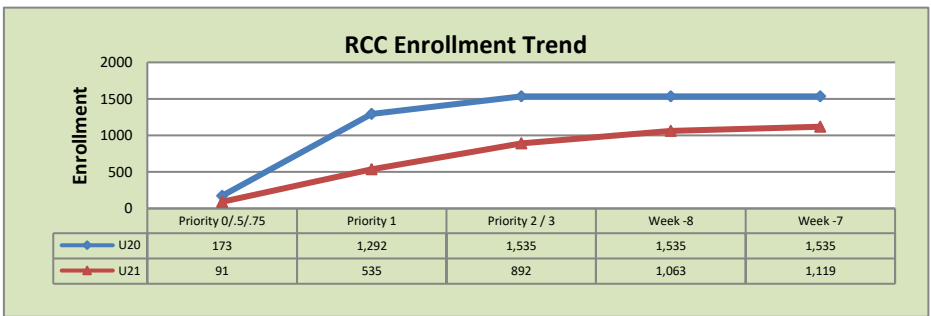
El Dorado Center			
	U20	U21	% Change
Undup Hdcnt	410	314	-23%
Total Sections	25	28	12%
FTE	5.657	5.093	-10%
Fill Rate	87%	56%	-36%
Productivity	493.85	392.78	-20%
FTEs	90	65	-28%



FLC Main			
	U20	U21	% Change
Undup Hdcnt	1,441	1,471	2%
Total Sections	63	90	43%
FTE	13.509	14.889	10%
Fill Rate	87%	82%	-6%
Productivity	516.59	516.59	0%
FTEs	226	249	10%



Rancho Cordova Center			
	U20	U21	% Change
Undup Hdcnt	1,359	1,003	-26%
Total Sections	43	56	30%
FTE	9.096	7.867	-14%
Fill Rate	91%	81%	-11%
Productivity	536.64	463.03	-14%
FTEs	158	118	-25%



FLC Enrollment Totals

	U20	U21	% Change
Unduplicated Headcount	3,201	2,788	-13%
Total Sections	131	180	37%
FTE	28.261	29.049	3%
Fill Rate	89%	73%	-18%
Productivity (WSCH/FTE)	518.49	459.04	-11%
FTEs ((WSCH*17)/525)	474	432	-9%

Notes:

1. Fill Rate does not include Tutoring (1000), Work Experience (498/198), or Independent Study (495) sections.

Enrollment started March 8. Semester starts June 7.