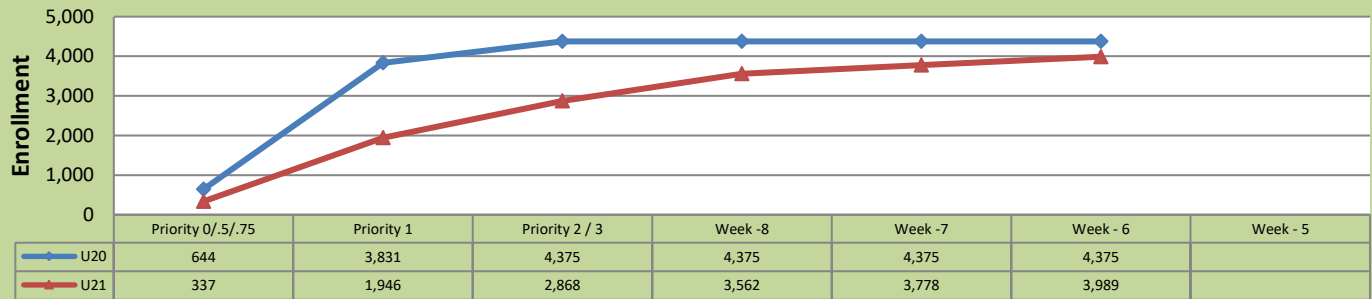


Summer 2021 Weekly Enrollment Report

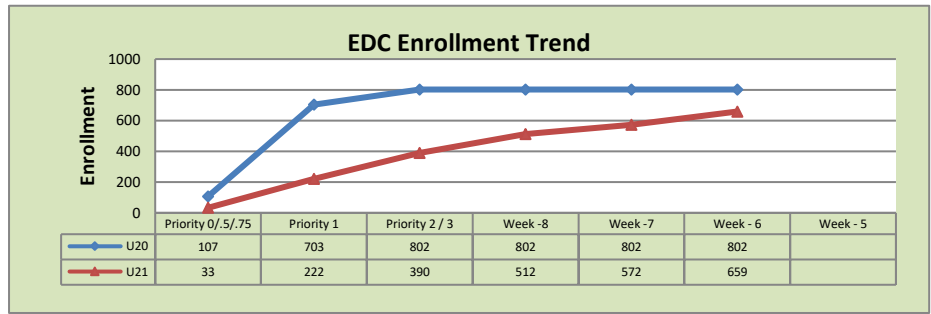
April 26, 2021: Week -6

Total Enrollment U20 and U21 % Change U20 - U21 = -8.8%

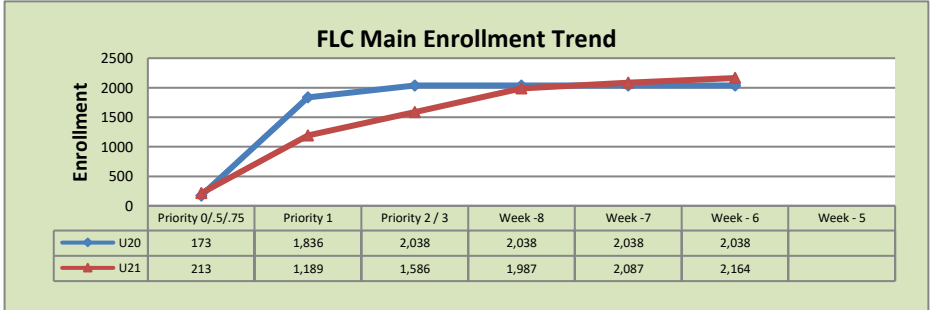


Enrollment by Site

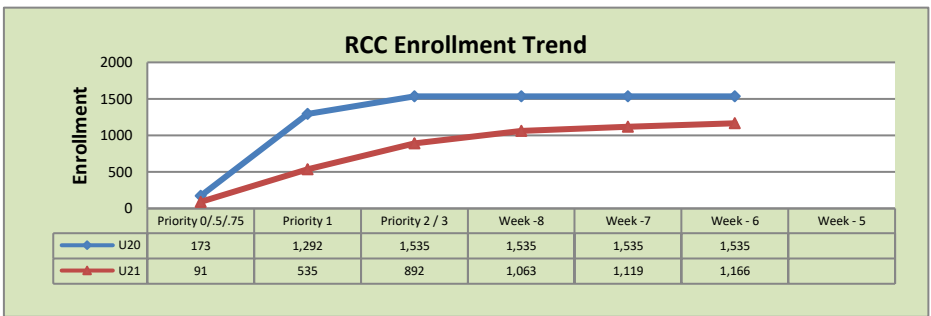
El Dorado Center			
	U20	U21	% Change
Undup Hdcnt	410	372	-9%
Total Sections	25	28	12%
FTE	5.657	5.093	-10%
Fill Rate	87%	63%	-28%
Productivity	493.85	443.9	-10%
FTEs	90	73	-19%



FLC Main			
	U20	U21	% Change
Undup Hdcnt	1,441	1,530	6%
Total Sections	63	90	43%
FTE	13.509	14.889	10%
Fill Rate	87%	85%	-2%
Productivity	516.59	539.36	4%
FTEs	226	260	15%



Rancho Cordova Center			
	U20	U21	% Change
Undup Hdcnt	1,359	1,054	-22%
Total Sections	43	56	30%
FTE	9.096	7.867	-14%
Fill Rate	91%	85%	-7%
Productivity	536.64	481.87	-10%
FTEs	158	123	-22%



FLC Enrollment Totals

	U20	U21	% Change
Unduplicated Headcount	3,201	2,956	-8%
Total Sections	131	180	37%
FTE	28.261	29.049	3%
Fill Rate	89%	77%	-13%
Productivity (WSCH/FTE)	518.49	484.77	-7%
FTEs ([WSCH*17]/525)	474	456	-4%

Notes:

1. Fill Rate does not include Tutoring (1000), Work Experience (498/198), or Independent Study (495) sections.

Enrollment started March 8. Semester starts June 7.