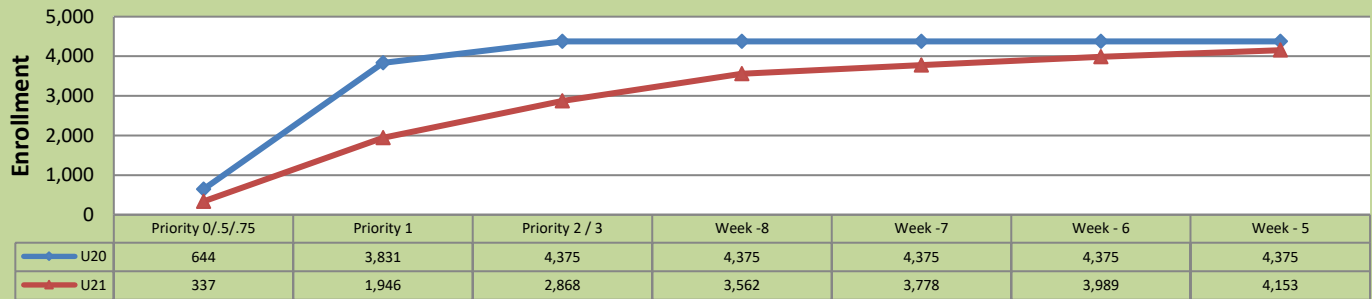


## Summer 2021 Weekly Enrollment Report

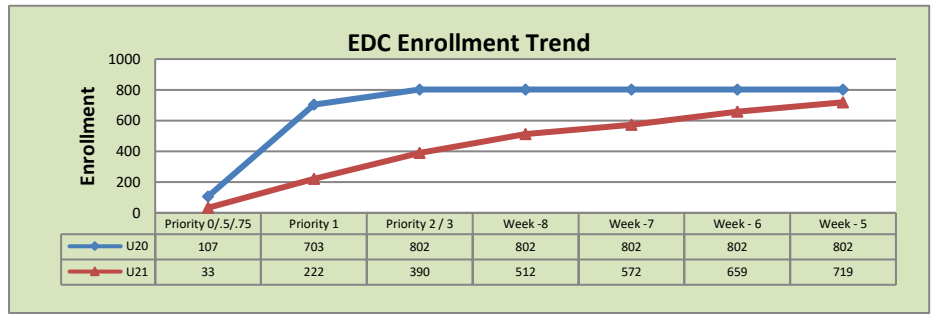
May 3, 2021: Week -5

### Total Enrollment U20 and U21 % Change U20 - U21 = -5.1%

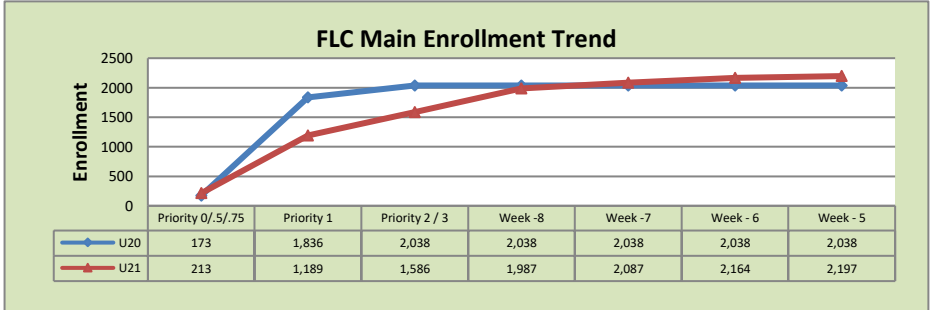


### Enrollment by Site

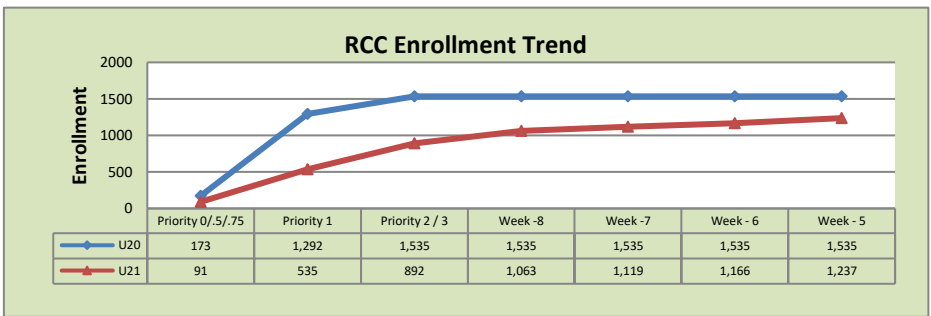
El Dorado Center			
	U20	U21	% Change
Undup Hdcnt	410	421	3%
Total Sections	25	28	12%
FTE	5.657	5.093	-10%
Fill Rate	87%	68%	-22%
Productivity	493.85	478.75	-3%
FTEs	90	79	-12%



FLC Main			
	U20	U21	% Change
Undup Hdcnt	1,441	1,557	8%
Total Sections	63	90	43%
FTE	13.509	15.189	12%
Fill Rate	87%	88%	1%
Productivity	516.59	536.02	4%
FTEs	226	264	17%



Rancho Cordova Center			
	U20	U21	% Change
Undup Hdcnt	1,359	1,120	-18%
Total Sections	43	55	28%
FTE	9.096	7.667	-16%
Fill Rate	91%	93%	2%
Productivity	536.64	521.6	-3%
FTEs	158	129	-18%



### FLC Enrollment Totals

	U20	U21	% Change
Unduplicated Headcount	3,201	3,098	-3%
Total Sections	131	179	37%
FTE	28.261	29.149	3%
Fill Rate	89%	81%	-9%
Productivity (WSCH/FTE)	518.49	500.15	-4%
FTEs ([WSCH*17]/525)	474	472	0%

#### Notes:

1. Fill Rate does not include Tutoring (1000), Work Experience (498/198), or Independent Study (495) sections.

Enrollment started March 8. Semester starts June 7.