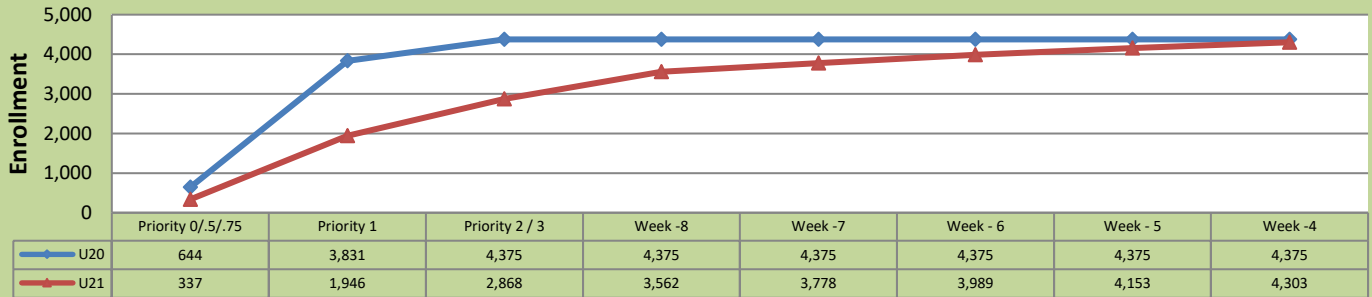


## Summer 2021 Weekly Enrollment Report

May 10, 2021: Week -4

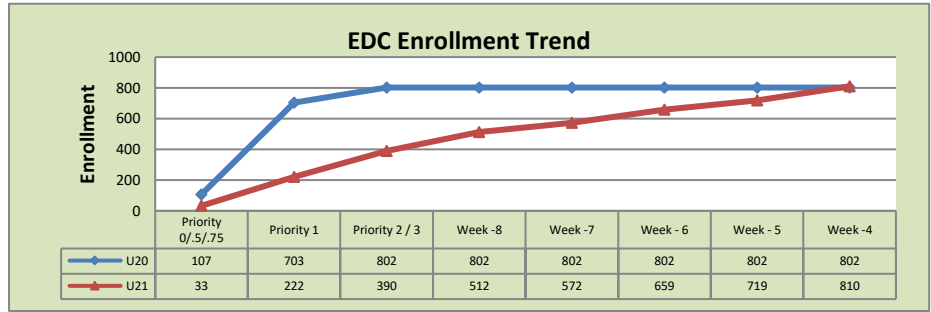
### Total Enrollment U20 and U21 % Change U20 - U21 = -1.6%



### Enrollment by Site

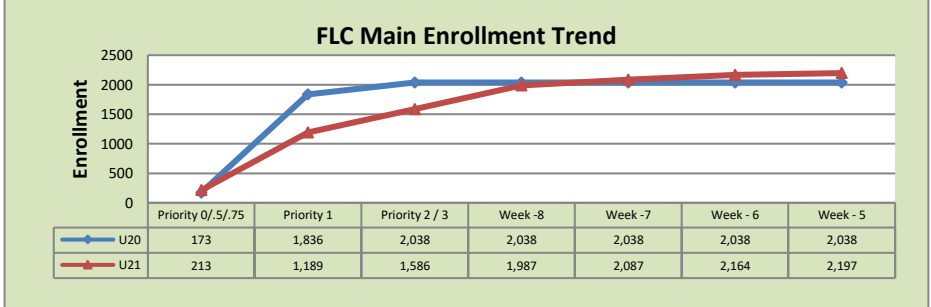
#### El Dorado Center

	U20	U21	% Change
Undup Hdcnt	410	476	16%
Total Sections	25	29	16%
FTE	5.657	5.360	-5%
Fill Rate	87%	75%	-14%
Productivity	493.85	510.12	3%
FTEs	90	89	-1%



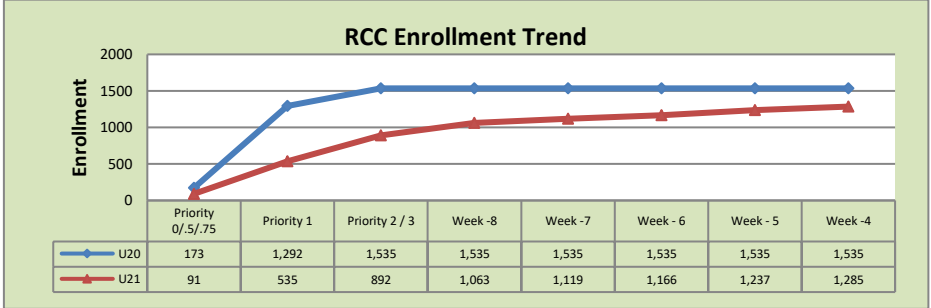
#### FLC Main

	U20	U21	% Change
Undup Hdcnt	1,441	1,569	9%
Total Sections	63	89	41%
FTE	13.509	14.922	10%
Fill Rate	87%	90%	3%
Productivity	516.59	545.05	6%
FTEs	226	263	16%



#### Rancho Cordova Center

	U20	U21	% Change
Undup Hdcnt	1,359	1,177	-13%
Total Sections	43	55	28%
FTE	9.096	7.667	-16%
Fill Rate	91%	97%	7%
Productivity	536.64	555.14	3%
FTEs	158	138	-13%



### FLC Enrollment Totals

	U20	U21	% Change
Unduplicated Headcount	3,201	3,222	1%
Total Sections	131	179	37%
FTE	28.261	29.149	3%
Fill Rate	89%	84%	-6%
Productivity (WSCH/FTE)	518.49	518.84	0%
FTEs ([WSCH*17]/525)	474	490	3%

#### Notes:

1. Fill Rate does not include Tutoring (1000), Work Experience (498/198), or Independent Study (495) sections.

Enrollment started March 8. Semester starts June 7.