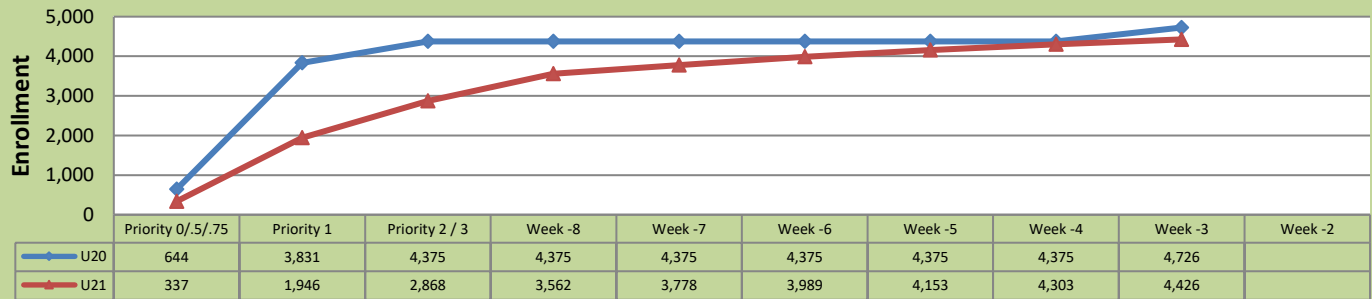


Summer 2021 Weekly Enrollment Report

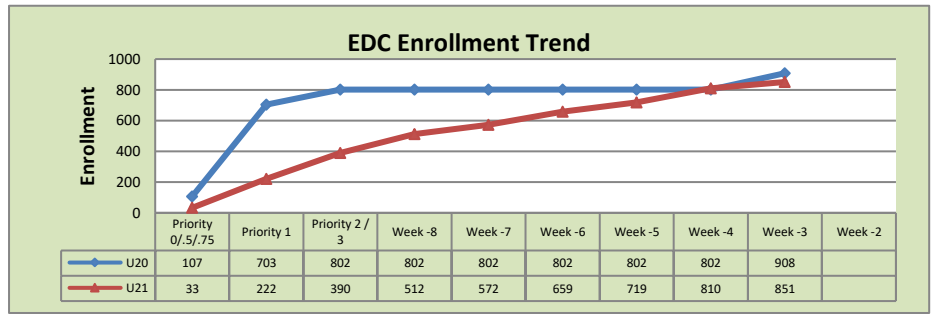
May 17, 2021: Week -3

Total Enrollment U20 and U21 % Change U20 - U21 = -6.3%

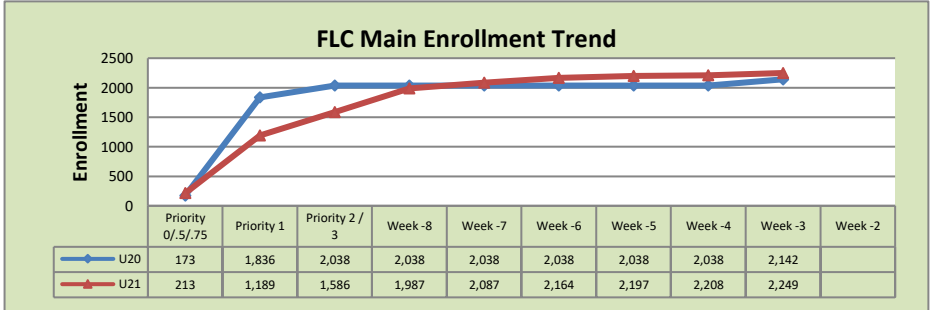


Enrollment by Site

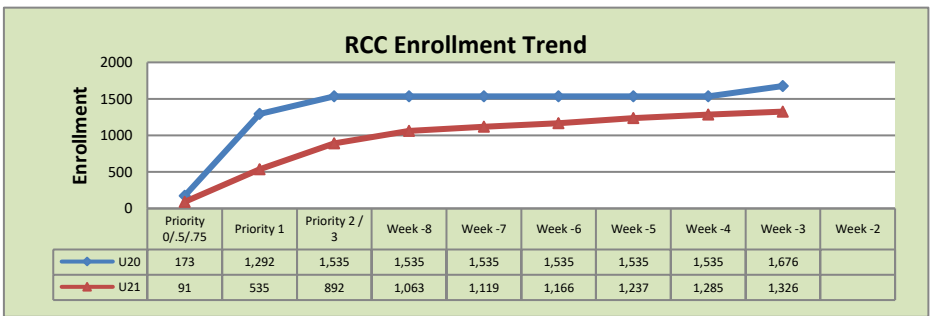
El Dorado Center			
	U20	U21	% Change
Undup Hdcnt	497	504	1%
Total Sections	25	29	16%
FTE	5.657	5.360	-5%
Fill Rate	99%	79%	-20%
Productivity	551.55	532.83	-3%
FTEs	101	92	-9%



FLC Main			
	U20	U21	% Change
Undup Hdcnt	1,524	1,613	6%
Total Sections	63	91	44%
FTE	13.146	15.259	16%
Fill Rate	91%	88%	-3%
Productivity	552.45	541.53	-2%
FTEs	235	268	14%



Rancho Cordova Center			
	U20	U21	% Change
Undup Hdcnt	1,488	1,211	-19%
Total Sections	43	55	28%
FTE	9.196	7.667	-17%
Fill Rate	98%	99%	1%
Productivity	576.06	591.27	3%
FTEs	172	147	-15%



FLC Enrollment Totals

	U20	U21	% Change
Unduplicated Headcount	3,509	3,328	-5%
Total Sections	131	181	38%
FTE	27.999	29.485	5%
Fill Rate	95%	85%	-11%
Productivity (WSCH/FTE)	560.02	530.84	-5%
FTEs ([WSCH*17]/525)	508	507	0%

Notes:

1. Fill Rate does not include Tutoring (1000), Work Experience (498/198), or Independent Study (495) sections.

Enrollment started April 20. Semester starts June 8.