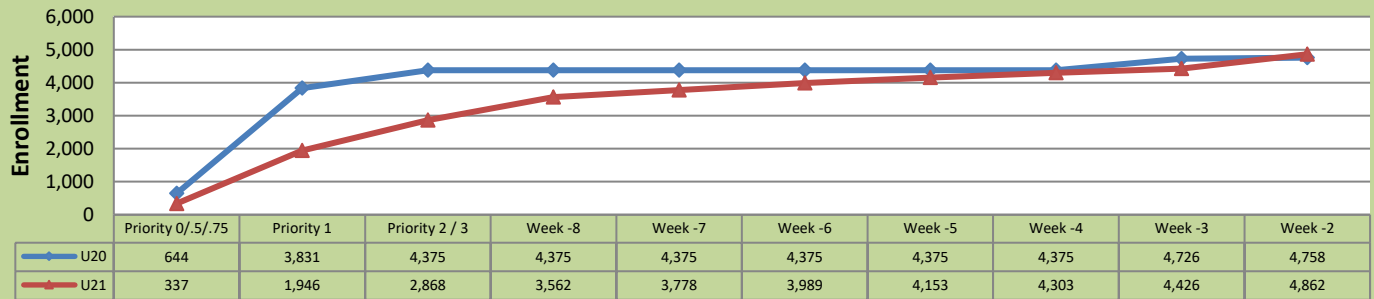


Summer 2021 Weekly Enrollment Report

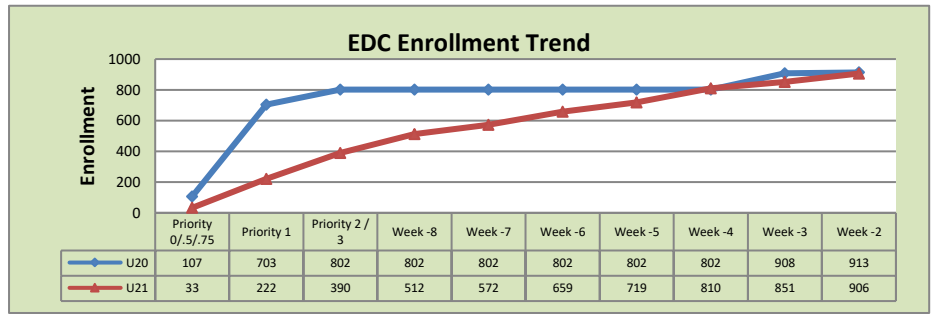
May 24, 2021: Week -2

Total Enrollment U20 and U21 % Change U20 - U21 = 2.2%

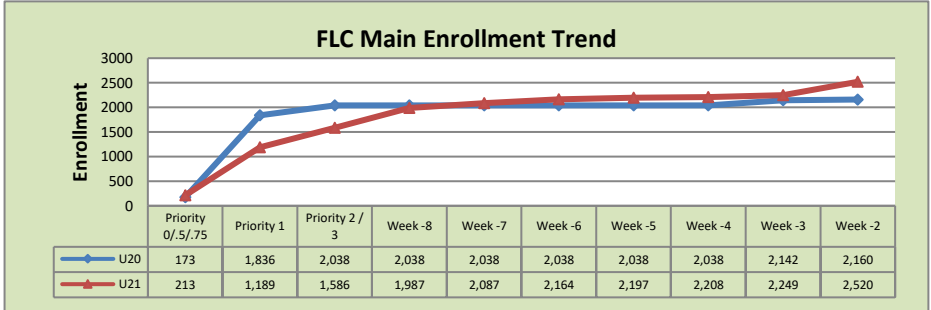


Enrollment by Site

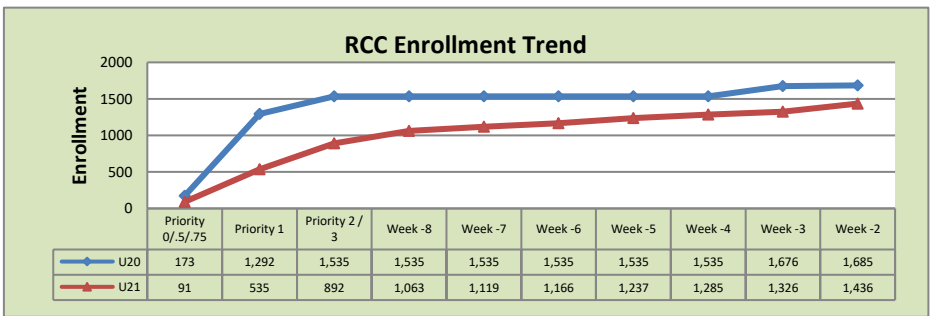
El Dorado Center			
	U20	U21	% Change
Undup Hdcnt	494	518	5%
Total Sections	25	29	16%
FTE	5.657	5.360	-5%
Fill Rate	99%	81%	-18%
Productivity	554.53	562.72	1%
FTEs	102	98	-4%



FLC Main			
	U20	U21	% Change
Undup Hdcnt	1,545	1,779	15%
Total Sections	63	95	51%
FTE	13.146	16.059	22%
Fill Rate	92%	90%	-2%
Productivity	555.71	564.33	2%
FTEs	237	293	24%



Rancho Cordova Center			
	U20	U21	% Change
Undup Hdcnt	1,499	1,300	-13%
Total Sections	43	57	33%
FTE	9.196	8.134	-12%
Fill Rate	99%	97%	-2%
Productivity	577.92	632.48	9%
FTEs	172	167	-3%



FLC Enrollment Totals

	U20	U21	% Change
Unduplicated Headcount	3,538	3,597	2%
Total Sections	131	185	41%
FTE	27.999	30.352	8%
Fill Rate	96%	88%	-8%
Productivity (WSCH/FTE)	562.77	567.43	1%
FTEs ((WSCH*17)/525)	510	558	9%

Notes:

1. Fill Rate does not include Tutoring (1000), Work Experience (498/198), or Independent Study (495) sections.

Enrollment started April 20. Semester starts June 8.