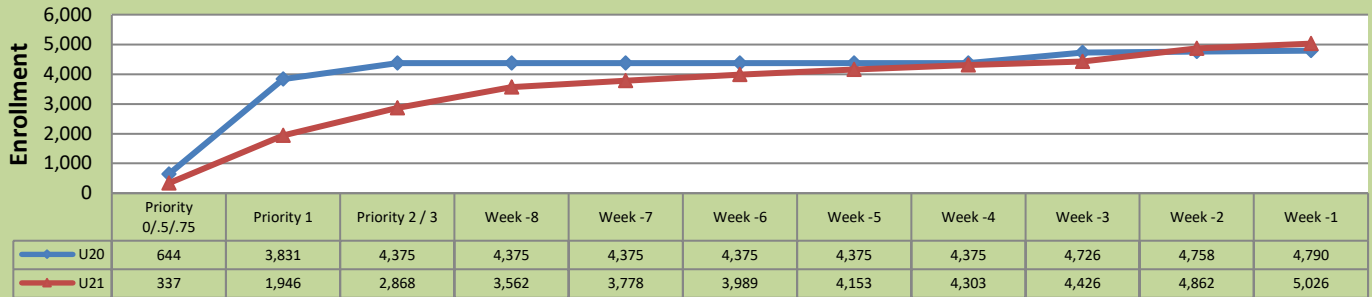


## Summer 2021 Weekly Enrollment Report

May 31, 2021: Week -1

### Total Enrollment U20 and U21

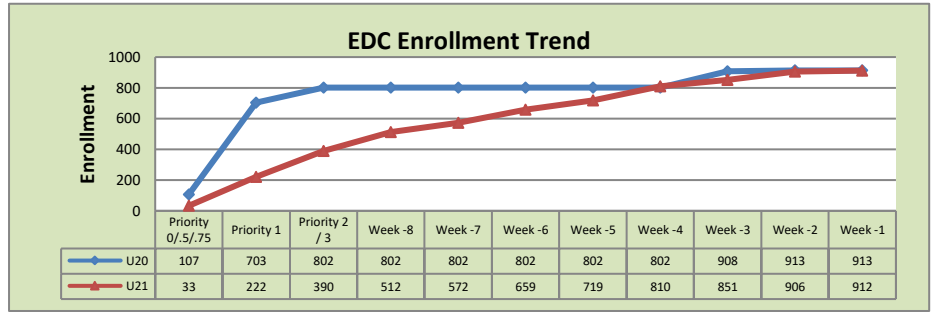
% Change U20 - U21 = 4.9%



### Enrollment by Site

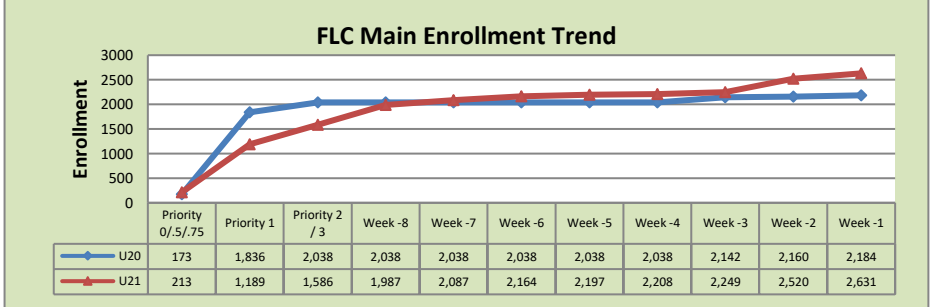
#### El Dorado Center

	U20	U21	% Change
Undup Hdcnt	499	519	4%
Total Sections	25	29	16%
FTE	5.657	5.360	-5%
Fill Rate	99%	82%	-17%
Productivity	554.53	576.28	4%
FTEs	102	100	-2%



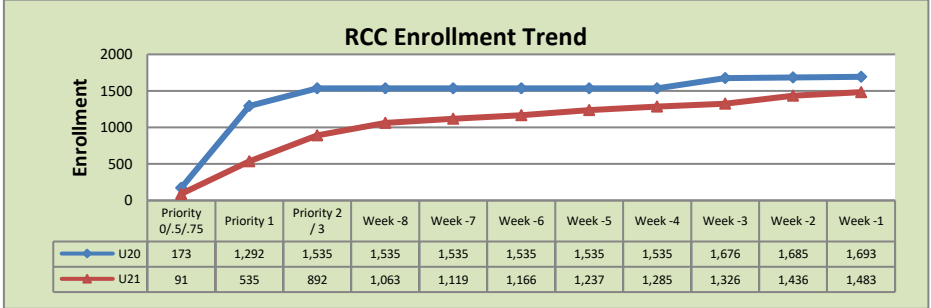
#### FLC Main

	U20	U21	% Change
Undup Hdcnt	1,562	1,850	18%
Total Sections	63	97	54%
FTE	13.146	16.525	26%
Fill Rate	92%	93%	1%
Productivity	560.24	570.2	2%
FTEs	238	305	28%



#### Rancho Cordova Center

	U20	U21	% Change
Undup Hdcnt	1,509	1,338	-11%
Total Sections	43	59	37%
FTE	9.196	8.800	-4%
Fill Rate	100%	98%	-2%
Productivity	579.46	599.8	4%
FTEs	173	171	-1%



### FLC Enrollment Totals

	U20	U21	% Change
Unduplicated Headcount	3,570	3,707	4%
Total Sections	131	186	42%
FTE	27.999	30.885	10%
Fill Rate	96%	91%	-5%
Productivity (WSCH/FTE)	565.40	576.00	2%
FTEs ([WSCH*17]/525)	513	576	12%

#### Notes:

1. Fill Rate does not include Tutoring (1000), Work Experience (498/198), or Independent Study (495) sections.

Enrollment started April 20. Semester starts June 8.