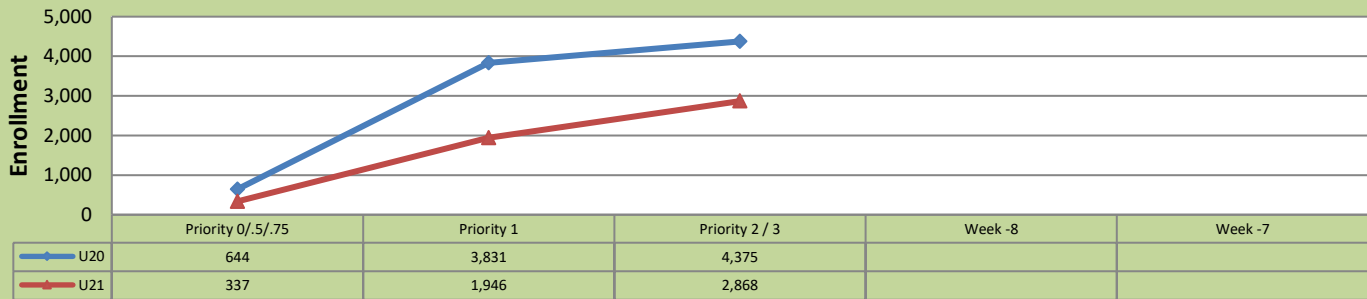


## Summer 2021 Weekly Enrollment Report

March 31, 2021: End of Priority 2 & 3 Registration Periods

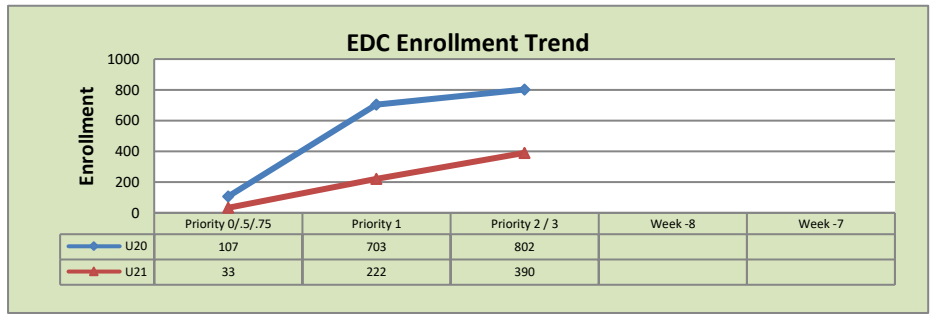
### Total Enrollment U20 and U21

% Change U20 - U21 = -34.4%

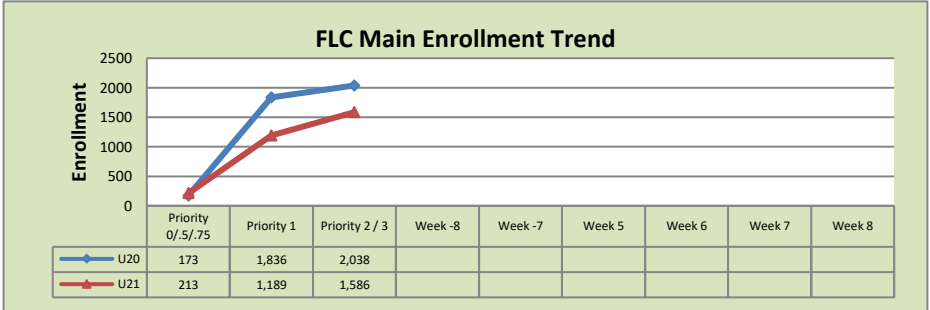


### Enrollment by Site

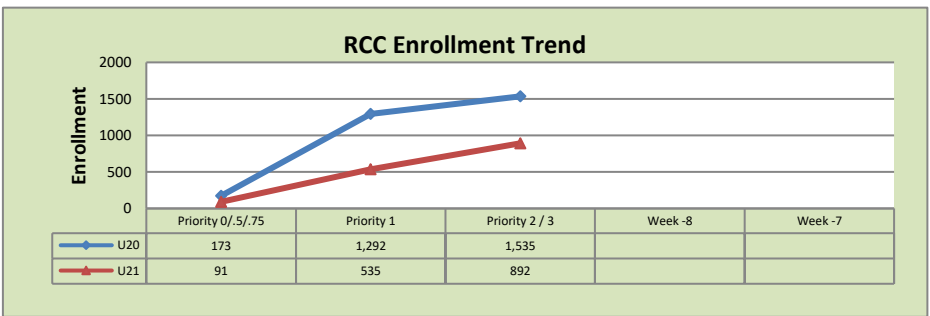
El Dorado Center			
	U20	U21	% Change
Undup Hdcnt	410	219	-47%
Total Sections	25	28	12%
FTE	5.657	5.308	-6%
Fill Rate	87%	40%	-54%
Productivity	493.85	259.65	-47%
FTEs	90	45	-50%



FLC Main			
	U20	U21	% Change
Undup Hdcnt	1,441	1,113	-23%
Total Sections	63	90	43%
FTE	13.509	15.039	11%
Fill Rate	87%	69%	-21%
Productivity	516.59	415.25	-20%
FTEs	226	202	-11%



Rancho Cordova Center			
	U20	U21	% Change
Undup Hdcnt	1,359	792	-42%
Total Sections	43	56	30%
FTE	9.096	7.934	-13%
Fill Rate	91%	64%	-30%
Productivity	536.64	360.89	-33%
FTEs	158	93	-41%



### FLC Enrollment Totals

	U20	U21	% Change
<b>Unduplicated Headcount</b>	<b>3,201</b>	<b>2,124</b>	<b>-34%</b>
<b>Total Sections</b>	<b>131</b>	<b>180</b>	<b>37%</b>
<b>FTE</b>	<b>28.261</b>	<b>29.480</b>	<b>4%</b>
<b>Fill Rate</b>	<b>89%</b>	<b>59%</b>	<b>-34%</b>
<b>Productivity (WSCH/FTE)</b>	<b>518.49</b>	<b>355.70</b>	<b>-31%</b>
<b>FTEs ((WSCH*17)/525)</b>	<b>474</b>	<b>340</b>	<b>-28%</b>

#### Notes:

1. Fill Rate does not include Tutoring (1000), Work Experience (498/198), or Independent Study (495) sections.

Enrollment started March 8. Semester starts June 7.