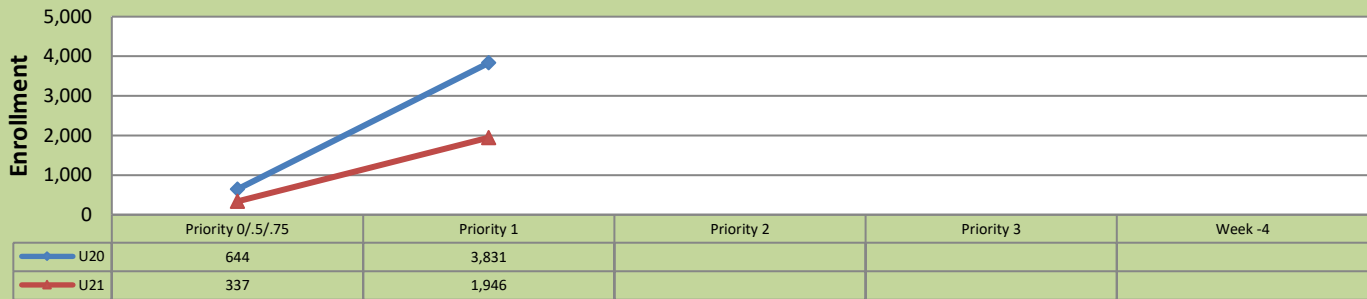


Summer 2021 Weekly Enrollment Report

March 24, 2021: End of Priority 1 Registration Periods

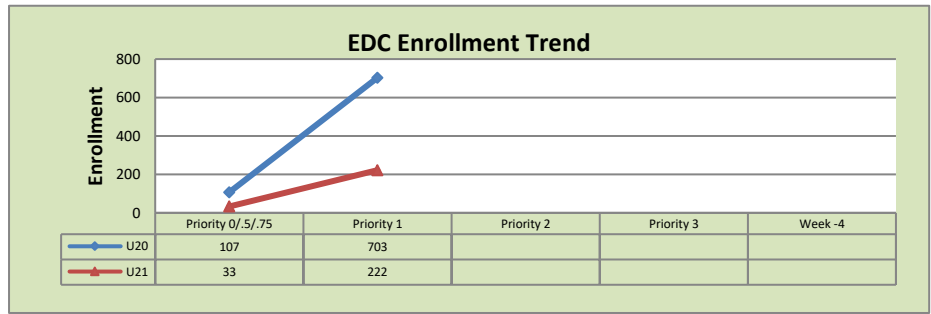
Total Enrollment U20 and U21

% Change U20 - U21 = -49.2%

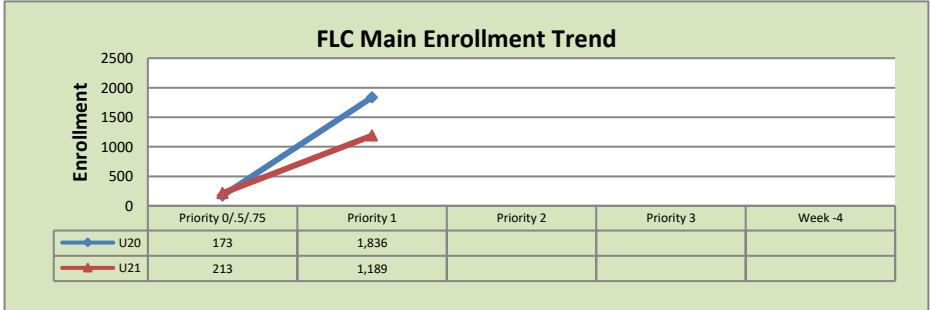


Enrollment by Site

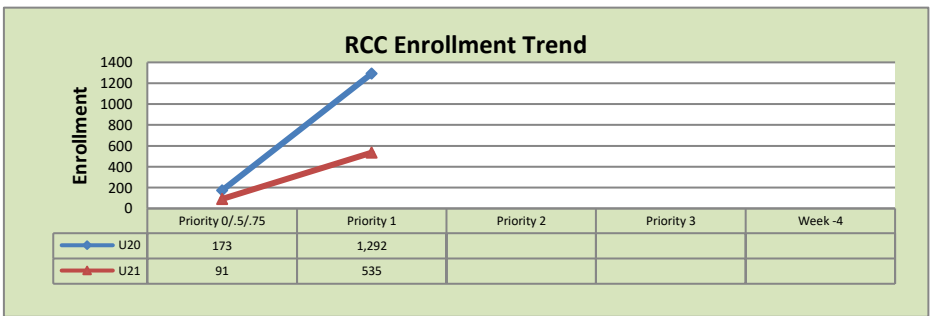
El Dorado Center			
	U20	U21	% Change
Undup Hdcnt	349	128	-63%
Total Sections	26	28	8%
FTE	5.657	5.308	-6%
Fill Rate	75%	22%	-71%
Productivity	440.85	144.16	-67%
FTEs	81	25	-69%



FLC Main			
	U20	U21	% Change
Undup Hdcnt	1,284	847	-34%
Total Sections	63	90	43%
FTE	13.508	15.039	11%
Fill Rate	79%	52%	-34%
Productivity	470.85	317.50	-33%
FTEs	206	155	-25%



Rancho Cordova Center			
	U20	U21	% Change
Undup Hdcnt	1,136	481	-58%
Total Sections	43	56	30%
FTE	9.096	7.934	-13%
Fill Rate	77%	39%	-49%
Productivity	450.45	218.24	-52%
FTEs	133	56	-58%



FLC Enrollment Totals

	U20	U21	% Change
Unduplicated Headcount	2,769	1,456	-47%
Total Sections	132	180	36%
FTE	28.261	29.480	4%
Fill Rate	78%	40%	-49%
Productivity (WSCH/FTE)	458.28	246.66	-46%
FTEs ([WSCH*17]/525)	419	235	-44%

Notes:

1. Fill Rate does not include Tutoring (1000), Work Experience (498/198), or Independent Study (495) sections.