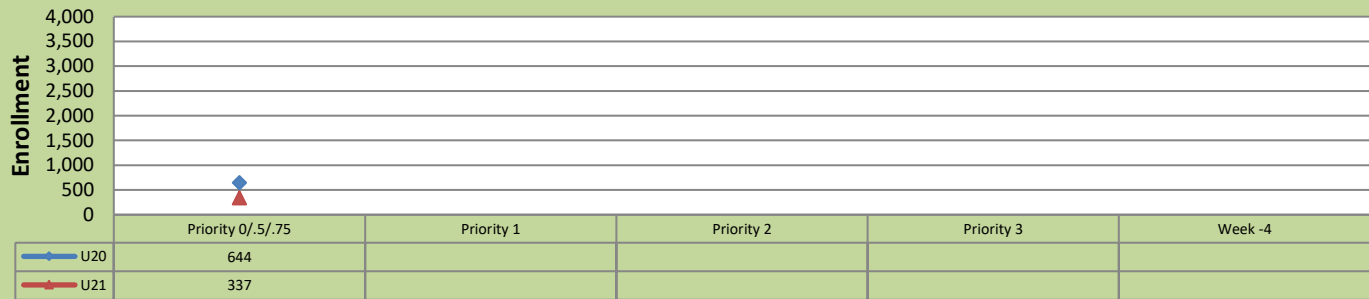


Summer 2021 Weekly Enrollment Report

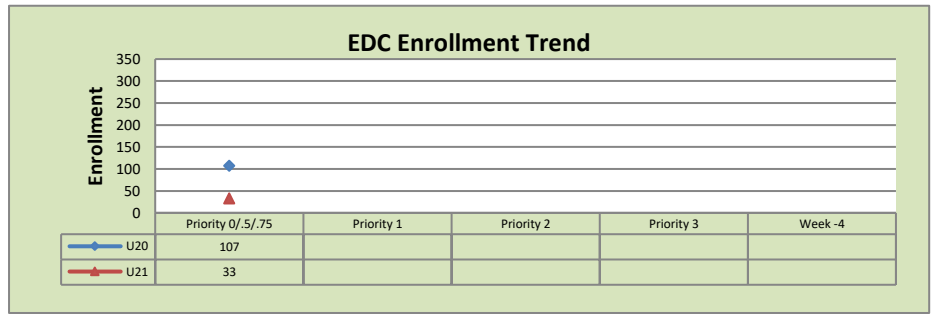
March 11, 2021: End of Priority 0, .5 & .75 Registration Periods

Total Enrollment U20 and U21
% Change U20 - U21 = - 47.7%

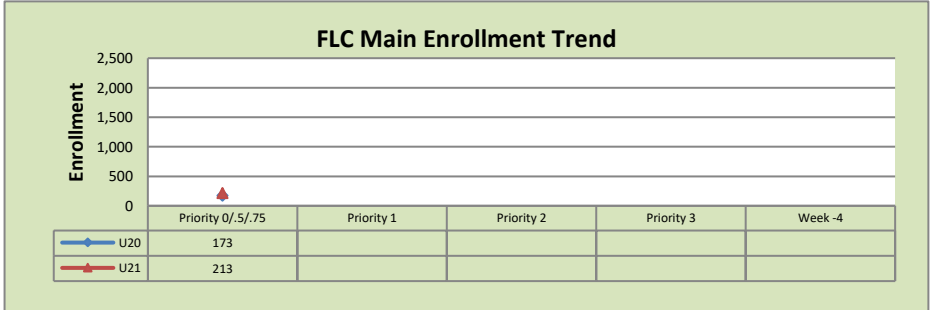


Enrollment by Site

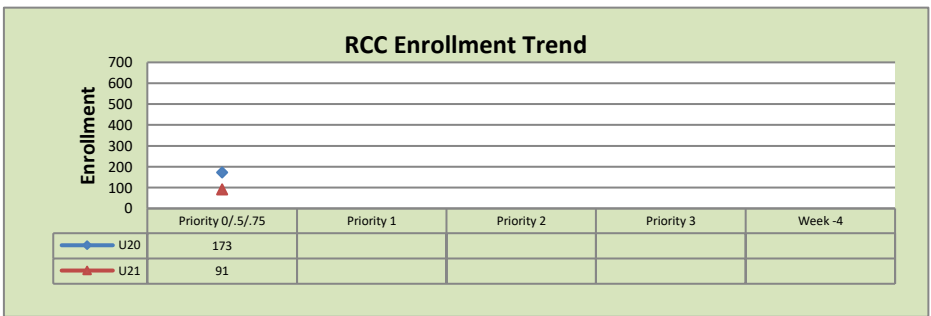
El Dorado Center			
	U20	U21	% Change
Undup Hdcnt	NA	14	
Total Sections	26	28	8%
FTE	5.657	5.308	-6%
Fill Rate	8%	3%	-63%
Productivity	66.51	20.6	-69%
FTEs	12	4	-67%



FLC Main			
	U20	U21	% Change
Undup Hdcnt	NA	166	
Total Sections	63	92	46%
FTE	13.508	15.439	14%
Fill Rate	12%	9%	-25%
Productivity	95.78	68.59	-28%
FTEs	42	34	-19%



Rancho Cordova Center			
	U20	U21	% Change
Undup Hdcnt	NA	79	
Total Sections	43	57	33%
FTE	9.096	8.134	-11%
Fill Rate	10%	6%	-40%
Productivity	59.36	35.66	-40%
FTEs	17	9	-47%



FLC Enrollment Totals

	U20	U21	% Change
Unduplicated Headcount	NA	259	
Total Sections	132	183	39%
FTE	28.261	30.080	6%
Fill Rate	10%	7%	-30%
Productivity (WSCH/FTE)	78.20	48.48	-38%
FTEs ([WSCH*17]/525)	72	47	-35%

Notes:

1. Fill Rate does not include Tutoring (1000), Work Experience (498/198), or Independent Study (495) sections.