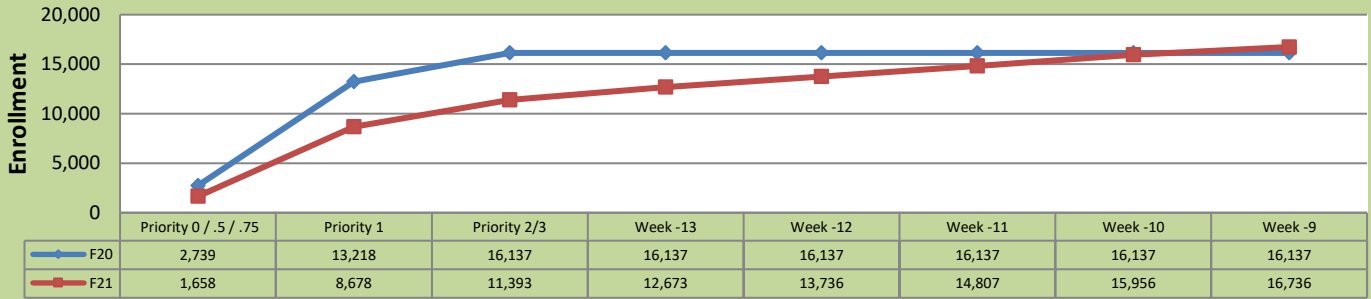


Fall 21 Enrollment Report by Registration Priority Time Period

June 21, 2021: Week -9

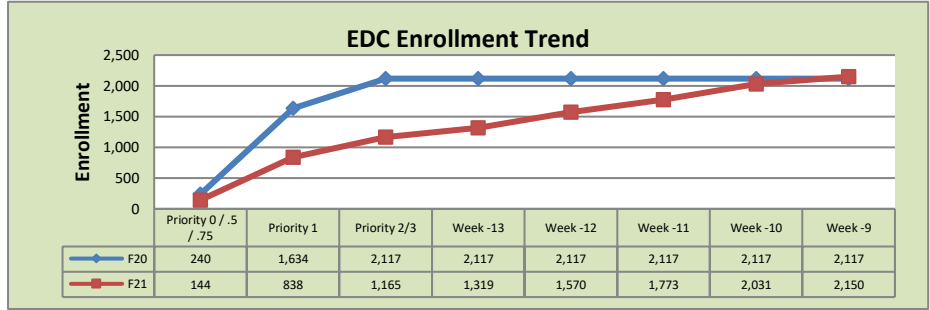
Total Enrollment F20 and F21 % Change F20 - F21 = 3.7%



Enrollment by Site

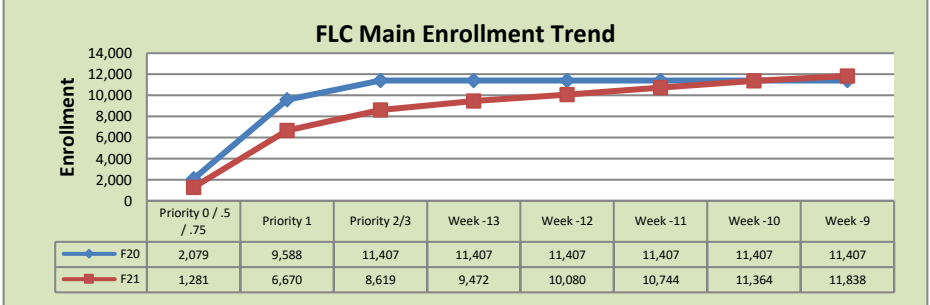
El Dorado Center

	F20	F21	% Change
Undup Hdcnt	346	447	29%
Total Sections	116	121	4%
FTE	24.478	27.776	13%
Fill Rate	57%	59%	2%
Productivity	368.82	354.76	-4%
FTEs	292	319	9%



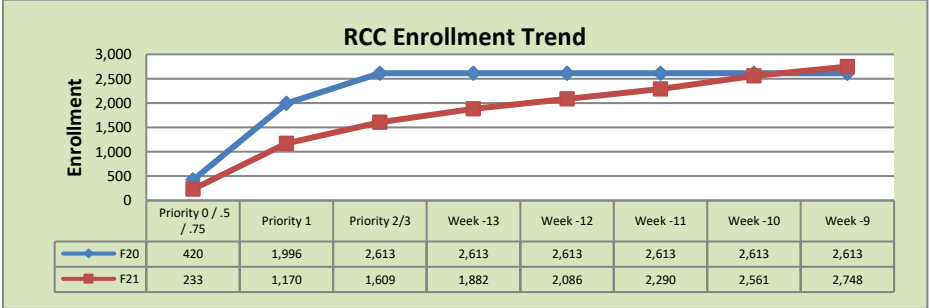
FLC Main

	F20	F21	% Change
Undup Hdcnt	3,830	4,589	20%
Total Sections	550	559	2%
FTE	113.000	118.078	4%
Fill Rate	63%	66%	3%
Productivity	403.30	396.96	-2%
FTEs	1,476	1,518	3%



Rancho Cordova Center

	F20	F21	% Change
Undup Hdcnt	1,912	2,131	11%
Total Sections	156	157	1%
FTE	26.697	30.823	15%
Fill Rate	56%	60%	4%
Productivity	342.4	297.39	-13%
FTEs	296	297	0%



FLC Enrollment Totals

	F20	F21	% Change
Unduplicated Headcount	6,088	7,167	18%
Total Sections	830	849	2%
FTE	165.942	178.61	8%
Fill Rate	60%	63%	3%
Productivity (WSCH/FTE)	384.12	368.91	-4%
FTEs ([WSCH*17]/525)	2,064	2,134	3%

Notes:

- Fill Rate does not include Work Experience (498/198) or Independent Study (495) sections.
- Inmate Education enrollments are included in the FLC grand totals. Totals by location are reported separately.

Enrollment started April 19, 2021. Semester starts August 21, 2021.