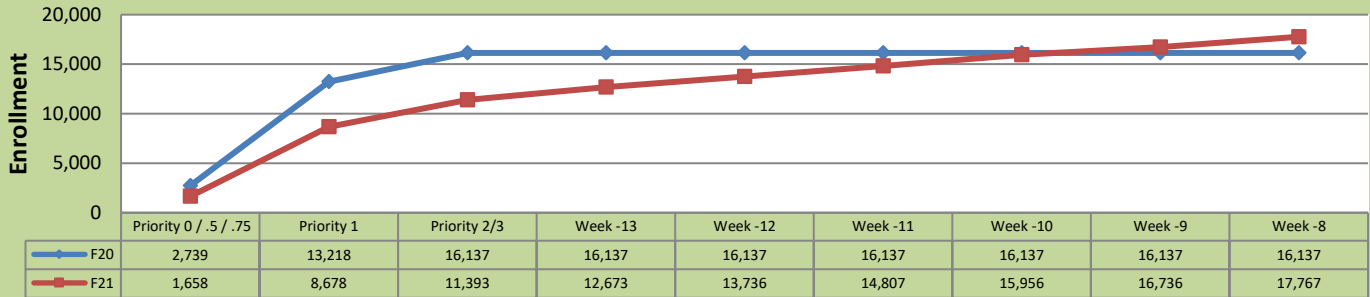


Fall 21 Enrollment Report by Registration Priority Time Period

June 28, 2021: Week -8

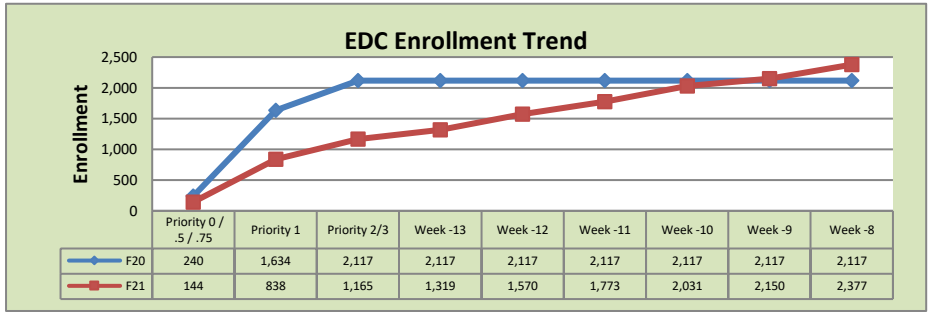
Total Enrollment F20 and F21 % Change F20 - F21 = 10.1%



Enrollment by Site

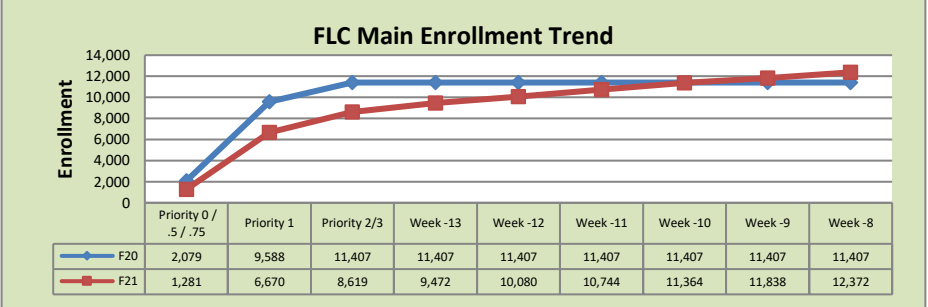
El Dorado Center

	F20	F21	% Change
Undup Hdcnt	346	479	38%
Total Sections	116	122	5%
FTE	24.478	27.986	14%
Fill Rate	57%	64%	7%
Productivity	368.82	383.88	4%
FTEs	292	348	19%



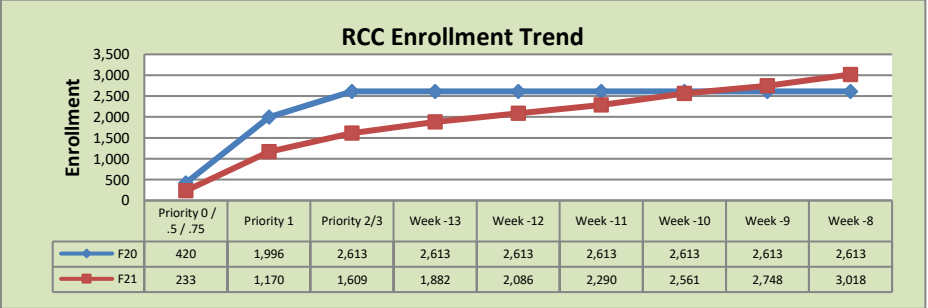
FLC Main

	F20	F21	% Change
Undup Hdcnt	3,830	4,834	26%
Total Sections	550	559	2%
FTE	113.000	118.078	4%
Fill Rate	63%	69%	6%
Productivity	403.30	414.82	3%
FTEs	1,476	1,586	7%



Rancho Cordova Center

	F20	F21	% Change
Undup Hdcnt	1,912	2,336	22%
Total Sections	156	158	1%
FTE	26.697	31.023	16%
Fill Rate	56%	64%	8%
Productivity	342.4	318.24	-7%
FTEs	296	320	8%



FLC Enrollment Totals

	F20	F21	% Change
Unduplicated Headcount	6,088	7,649	26%
Total Sections	830	850	2%
FTE	165.942	178.820	8%
Fill Rate	60%	67%	7%
Productivity (WSCH/FTE)	384.12	389.21	1%
FTEs ((WSCH*17)/525)	2,064	2,254	9%

Notes:

1. Fill Rate does not include Work Experience (498/198) or Independent Study (495) sections.
2. Inmate Education enrollments are included in the FLC grand totals. Totals by location are reported separately.

Enrollment started April 19, 2021. Semester starts August 21, 2021.