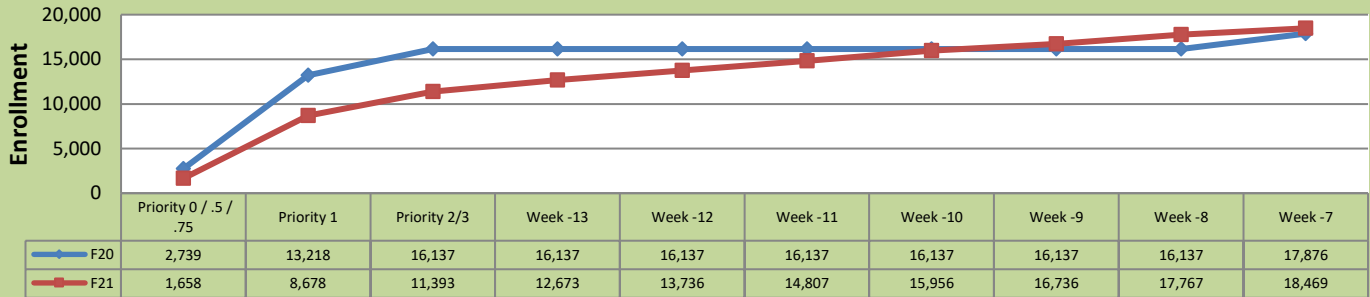


Fall 21 Enrollment Report by Registration Priority Time Period

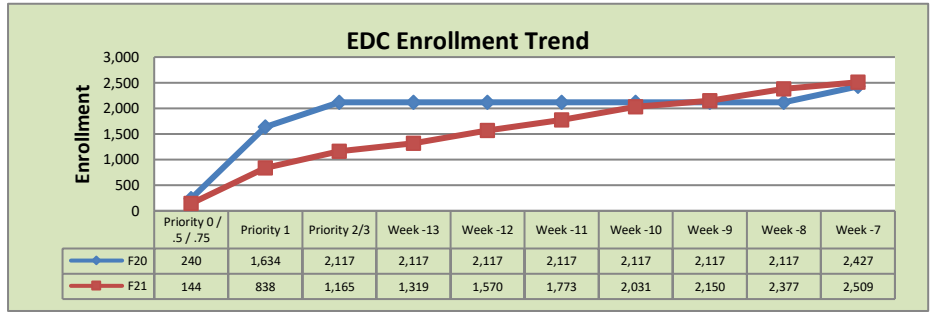
July 5, 2021: Week -7

Total Enrollment F20 and F21 % Change F20 - F21 = 3.3%

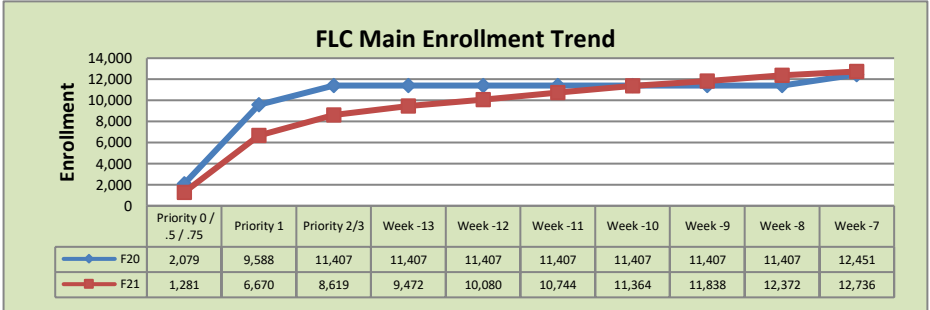


Enrollment by Site

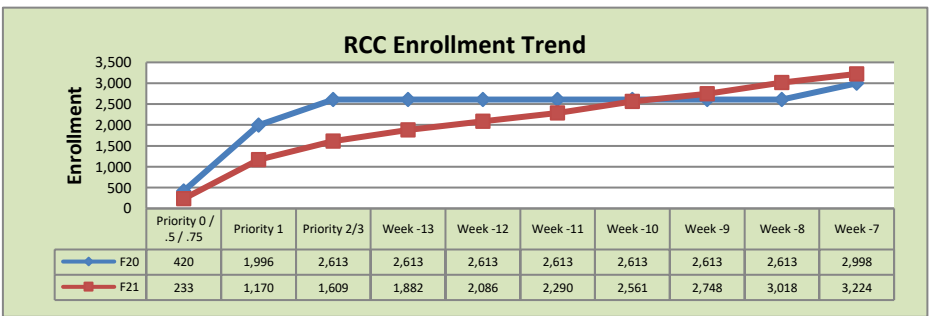
El Dorado Center			
	F20	F21	% Change
Undup Hdcnt	414	509	23%
Total Sections	116	122	5%
FTE	24.478	27.986	14%
Fill Rate	64%	67%	3%
Productivity	414.25	400.28	-3%
FTEs	328	363	11%



FLC Main			
	F20	F21	% Change
Undup Hdcnt	4,253	4,974	17%
Total Sections	549	560	2%
FTE	112.934	118.353	5%
Fill Rate	68%	71%	3%
Productivity	436.32	424.08	-3%
FTEs	1,596	1,625	2%



Rancho Cordova Center			
	F20	F21	% Change
Undup Hdcnt	2,198	2,493	13%
Total Sections	156	158	1%
FTE	26.697	30.573	15%
Fill Rate	64%	69%	5%
Productivity	392.13	357.85	-9%
FTEs	340	354	4%



FLC Enrollment Totals

	F20	F21	% Change
Unduplicated Headcount	6,865	7,976	16%
Total Sections	829	851	3%
FTE	165.675	178.645	8%
Fill Rate	66%	69%	3%
Productivity (WSCH/FTE)	421.82	404.90	-4%
FTEs ([WSCH*17]/525)	2,263	2,342	3%

Notes:

1. Fill Rate does not include Work Experience (498/198) or Independent Study (495) sections.
2. Inmate Education enrollments are included in the FLC grand totals. Totals by location are reported separately.

Enrollment started April 19, 2021. Semester starts August 21, 2021.