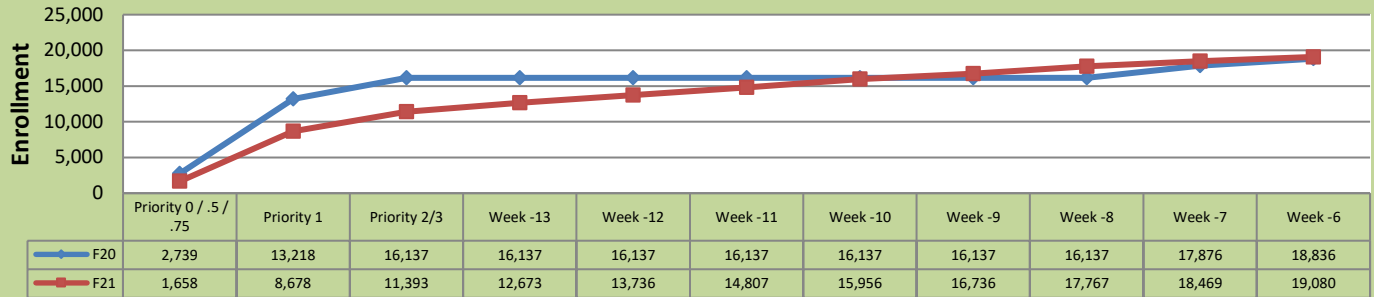


Fall 21 Enrollment Report by Registration Priority Time Period

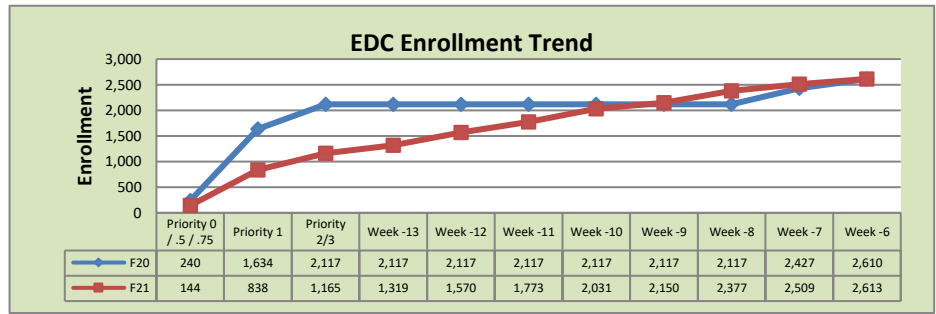
July 12, 2021: Week -6

Total Enrollment F20 and F21 % Change F20 - F21 = 1.3%

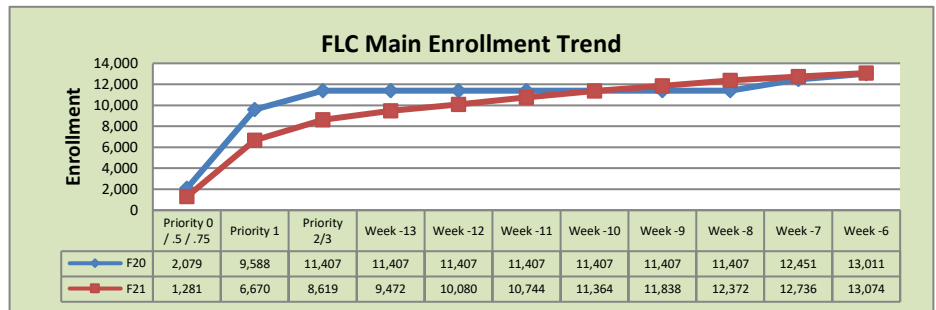


Enrollment by Site

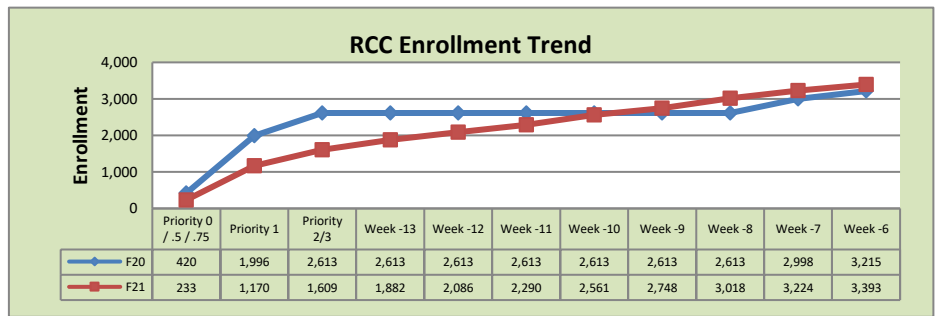
El Dorado Center			
	F20	F21	% Change
Undup Hdcnt	459	545	19%
Total Sections	116	121	4%
FTE	24.516	27.736	13%
Fill Rate	69%	69%	0%
Productivity	440.19	418.26	-5%
FTEs	349	376	8%



FLC Main			
	F20	F21	% Change
Undup Hdcnt	4,468	5,111	14%
Total Sections	550	564	3%
FTE	114.580	119.153	4%
Fill Rate	71%	72%	1%
Productivity	448.04	429.94	-4%
FTEs	1,662	1,659	0%



Rancho Cordova Center			
	F20	F21	% Change
Undup Hdcnt	2,361	2,613	11%
Total Sections	156	156	0%
FTE	26.707	30.173	13%
Fill Rate	68%	73%	5%
Productivity	421.05	380.39	-10%
FTEs	364	372	2%



FLC Enrollment Totals

	F20	F21	% Change
Unduplicated Headcount	7,288	8,269	13%
Total Sections	830	852	3%
FTE	167.570	178.795	7%
Fill Rate	70%	71%	1%
Productivity (WSCH/FTE)	437.87	415.60	-5%
FTEs ((WSCH*17)/525)	2,376	2,406	1%

Notes:

- Fill Rate does not include Work Experience (498/198) or Independent Study (495) sections.
- Inmate Education enrollments are included in the FLC grand totals. Totals by location are reported separately.

Enrollment started April 19, 2021. Semester starts August 21, 2021.