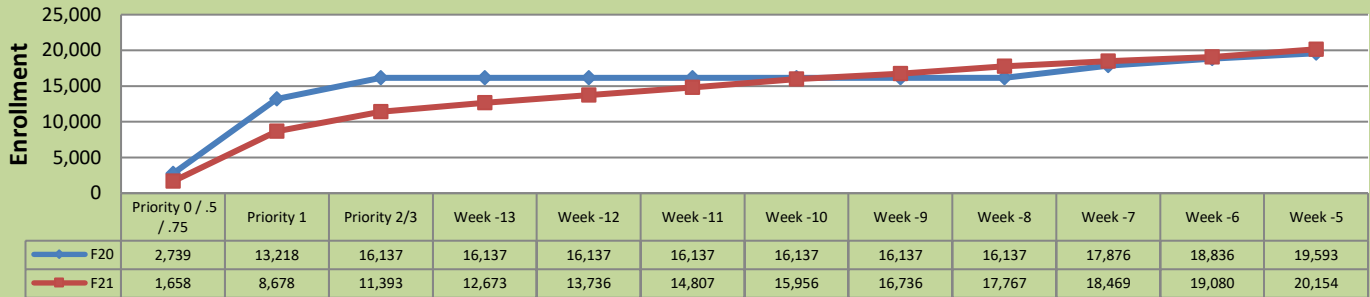


Fall 21 Enrollment Report by Registration Priority Time Period

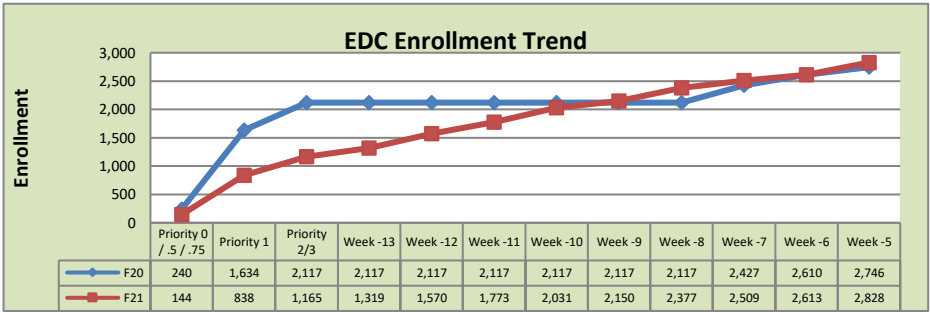
July 12, 2021: Week -6

Total Enrollment F20 and F21 % Change F20 - F21 = 2.9%

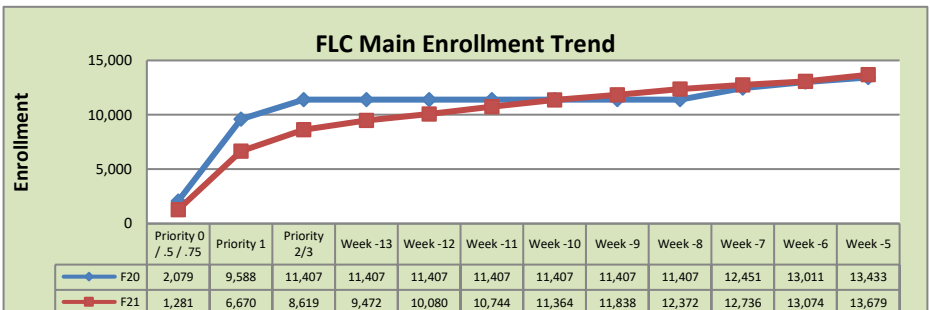


Enrollment by Site

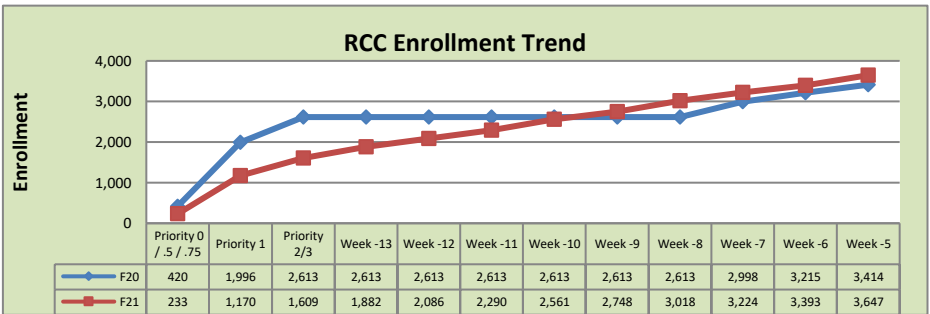
El Dorado Center			
	F20	F21	% Change
Undup Hdcnt	480	596	24%
Total Sections	117	121	3%
FTE	25.191	27.746	10%
Fill Rate	71%	73%	2%
Productivity	447.84	441.41	-1%
FTEs	365	397	9%



FLC Main			
	F20	F21	% Change
Undup Hdcnt	4,647	5,377	16%
Total Sections	548	564	3%
FTE	114.507	119.049	4%
Fill Rate	74%	74%	0%
Productivity	458.00	446.73	-2%
FTEs	1,698	1,722	1%



Rancho Cordova Center			
	F20	F21	% Change
Undup Hdcnt	2,496	2,792	12%
Total Sections	156	156	0%
FTE	26.707	30.173	13%
Fill Rate	72%	78%	6%
Productivity	448.99	408.66	-9%
FTEs	388	399	3%



FLC Enrollment Totals

	F20	F21	% Change
Unduplicated Headcount	7,623	8,765	15%
Total Sections	829	852	3%
FTE	168.172	178.702	6%
Fill Rate	72%	74%	2%
Productivity (WSCH/FTE)	450.23	435.15	-3%
FTEs ((WSCH*17)/525)	2,452	2,518	3%

Notes:

- Fill Rate does not include Work Experience (498/198) or Independent Study (495) sections.
- Inmate Education enrollments are included in the FLC grand totals. Totals by location are reported separately.

Enrollment started April 19, 2021. Semester starts August 21, 2021.