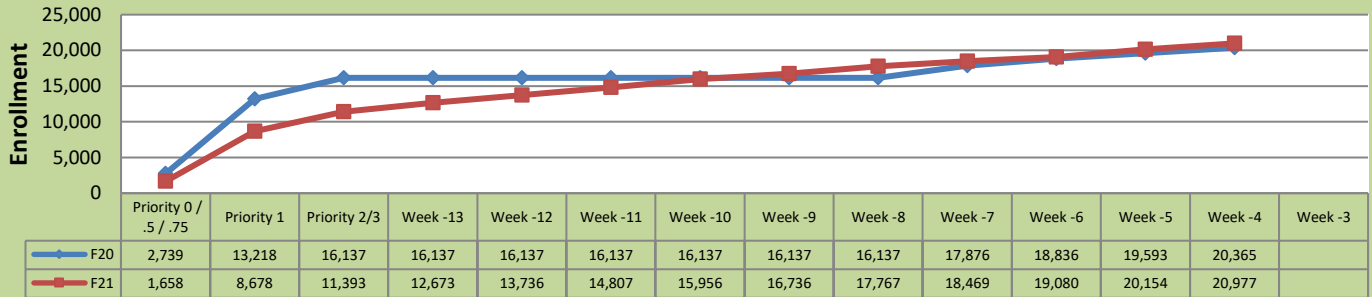


## Fall 21 Enrollment Report by Registration Priority Time Period

July 26, 2021: Week -4

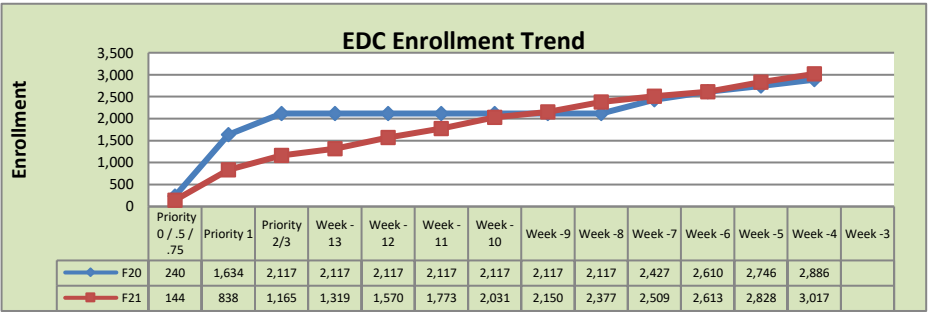
### Total Enrollment F20 and F21 % Change F20 - F21 = 3.0%



### Enrollment by Site

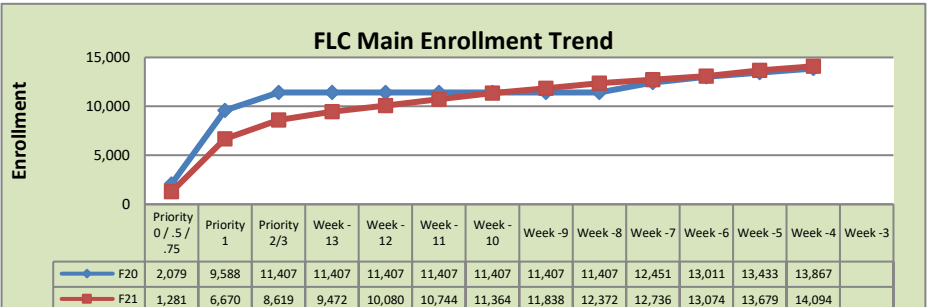
#### El Dorado Center

	F20	F21	% Change
Undup Hdcnt	519	627	21%
Total Sections	117	121	3%
FTE	25.341	27.746	9%
Fill Rate	75%	76%	1%
Productivity	467.14	461.19	-1%
FTEs	383	414	8%



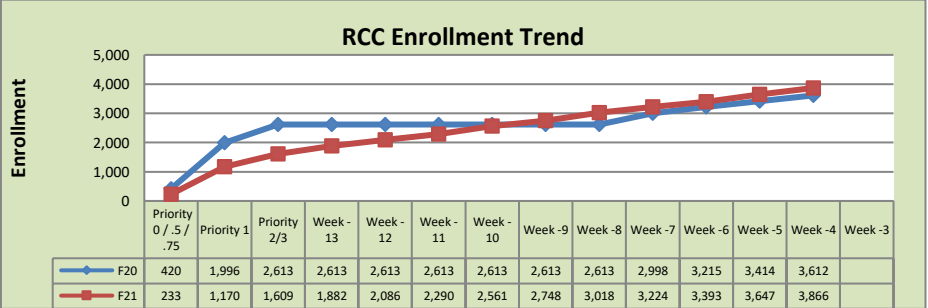
#### FLC Main

	F20	F21	% Change
Undup Hdcnt	4,870	5,539	14%
Total Sections	548	566	3%
FTE	114.457	119.691	5%
Fill Rate	76%	76%	0%
Productivity	470.62	455.63	-3%
FTEs	1,744	1,766	1%



#### Rancho Cordova Center

	F20	F21	% Change
Undup Hdcnt	2,640	2,951	12%
Total Sections	156	156	0%
FTE	27.107	30.173	11%
Fill Rate	77%	82%	5%
Productivity	469.12	431.47	-8%
FTEs	412	422	2%



### FLC Enrollment Totals

	F20	F21	% Change
Unduplicated Headcount	8,029	9,117	14%
Total Sections	833	855	3%
FTE	169.472	179.993	6%
Fill Rate	75%	76%	1%
Productivity (WSCH/FTE)	462.73	446.40	-4%
FTEs ([WSCH*17]/525)	2,539	2,602	2%

#### Notes:

- Fill Rate does not include Work Experience (498/198) or Independent Study (495) sections.
- Inmate Education enrollments are included in the FLC grand totals. Totals by location are reported separately.

Enrollment started April 19, 2021. Semester starts August 21, 2021.