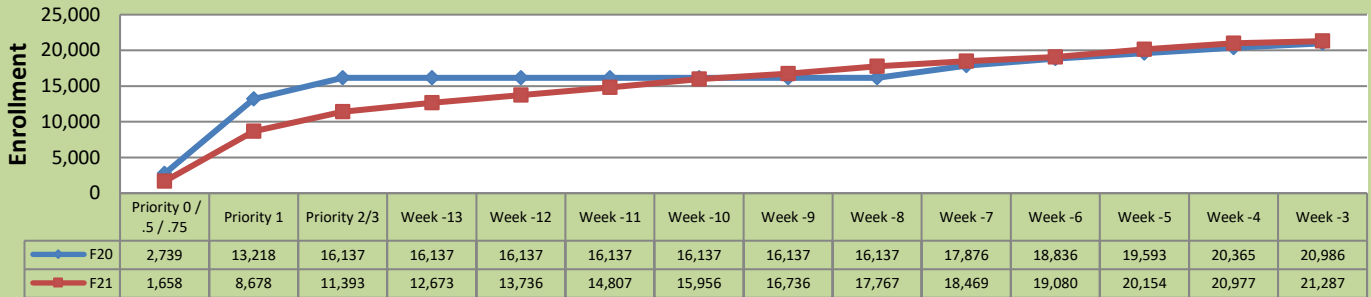


Fall 21 Enrollment Report by Registration Priority Time Period

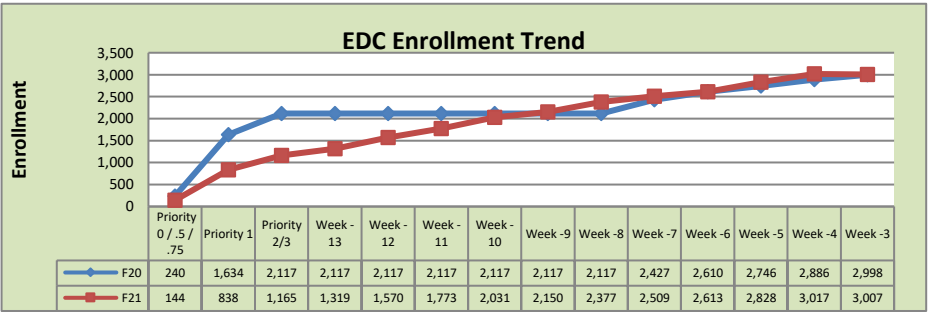
August 2, 2021: Week -3

Total Enrollment F20 and F21 % Change F20 - F21 = 1.4%

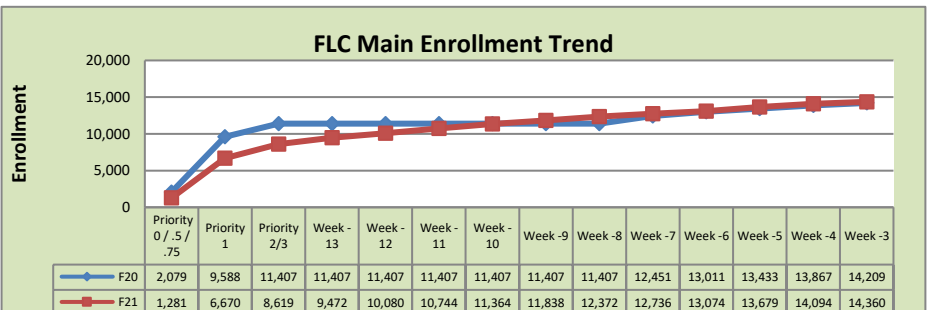


Enrollment by Site

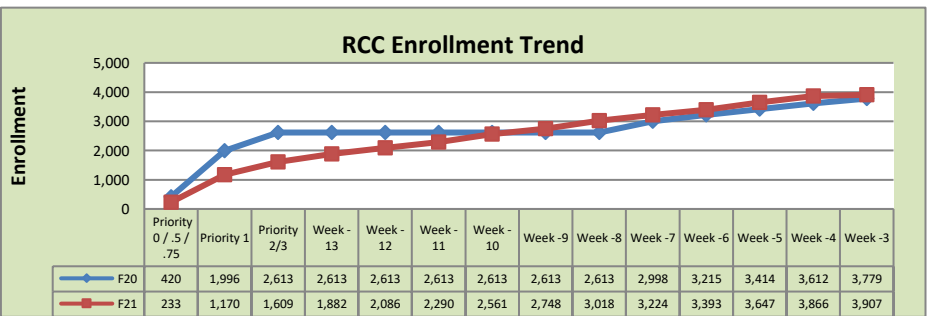
El Dorado Center			
	F20	F21	% Change
Undup Hdcnt	560	602	8%
Total Sections	119	118	-1%
FTE	25.725	27.571	7%
Fill Rate	77%	77%	0%
Productivity	474.38	452.40	-5%
FTEs	395	404	2%



FLC Main			
	F20	F21	% Change
Undup Hdcnt	5,045	5,528	10%
Total Sections	538	568	6%
FTE	113.997	119.991	5%
Fill Rate	79%	77%	-2%
Productivity	484.95	458.55	-5%
FTEs	1,790	1,782	0%



Rancho Cordova Center			
	F20	F21	% Change
Undup Hdcnt	2,772	2,937	6%
Total Sections	157	156	-1%
FTE	45.835	30.173	-34%
Fill Rate	79%	83%	4%
Productivity	289.33	426.52	47%
FTEs	429	417	-3%



FLC Enrollment Totals

	F20	F21	% Change
Unduplicated Headcount	8,377	9,069	8%
Total Sections	826	870	5%
FTE	188.124	183.151	-3%
Fill Rate	77%	75%	-2%
Productivity (WSCH/FTE)	429.23	439.00	2%
FTEs ([WSCH*17]/525)	2,615	2,604	0%

Notes:

- Fill Rate does not include Work Experience (498/198) or Independent Study (495) sections.
- Inmate Education enrollments are included in the FLC grand totals. Totals by location are reported separately.

Enrollment started April 19, 2021. Semester starts August 21, 2021.