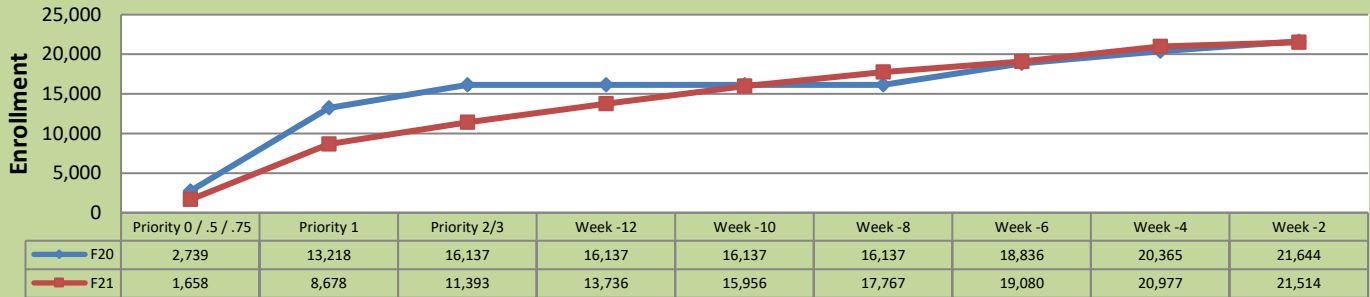


Fall 21 Enrollment Report by Registration Priority Time Period

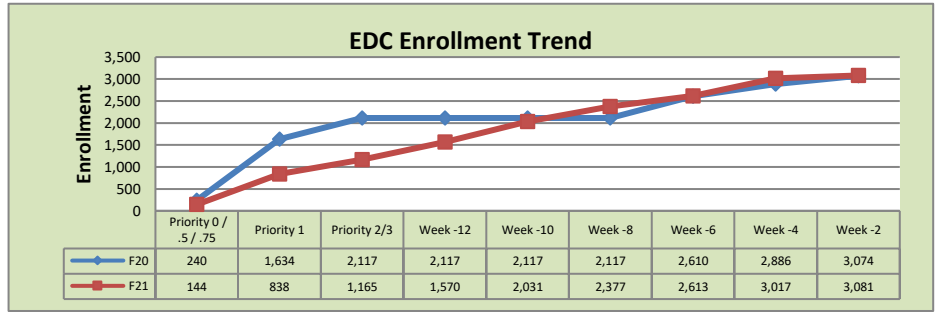
August 9, 2021: Week -2

Total Enrollment F20 and F21 % Change F20 - F21 = -0.6%

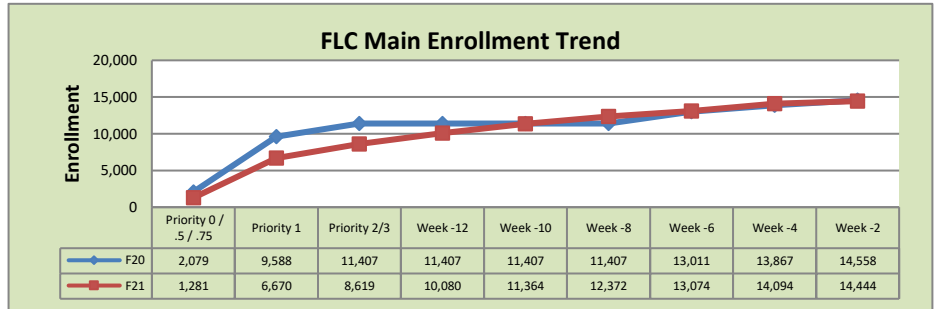


Enrollment by Site

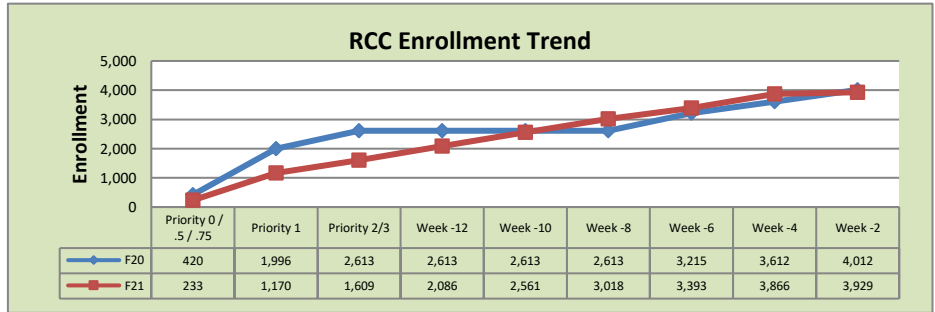
El Dorado Center			
	F20	F21	% Change
Undup Hdcnt	581	551	-5%
Total Sections	118	117	-1%
FTE	25.525	27.652	8%
Fill Rate	79%	77%	-2%
Productivity	490.03	452.21	-8%
FTEs	405	405	0%



FLC Main			
	F20	F21	% Change
Undup Hdcnt	5,205	5,280	1%
Total Sections	537	570	6%
FTE	113.122	120.389	6%
Fill Rate	80%	75%	-5%
Productivity	501.65	457.64	-9%
FTEs	1,838	1,784	-3%



Rancho Cordova Center			
	F20	F21	% Change
Undup Hdcnt	2,932	2,892	-1%
Total Sections	156	156	0%
FTE	27.507	30.173	10%
Fill Rate	84%	83%	-1%
Productivity	507.3	434.52	-14%
FTEs	452	425	-6%



FLC Enrollment Totals

	F20	F21	% Change
Unduplicated Headcount	8,718	8,725	0%
Total Sections	823	871	6%
FTE	168.520	183.631	9%
Fill Rate	79%	75%	-4%
Productivity (WSCH/FTE)	493.76	440.51	-11%
FTEs ([WSCH*17]/525)	2,694	2,619	-3%

Notes:

1. Fill Rate does not include Work Experience (498/198) or Independent Study (495) sections.
2. Inmate Education enrollments are included in the FLC grand totals. Totals by location are reported separately.

Enrollment started April 19, 2021. Semester starts August 21, 2021.