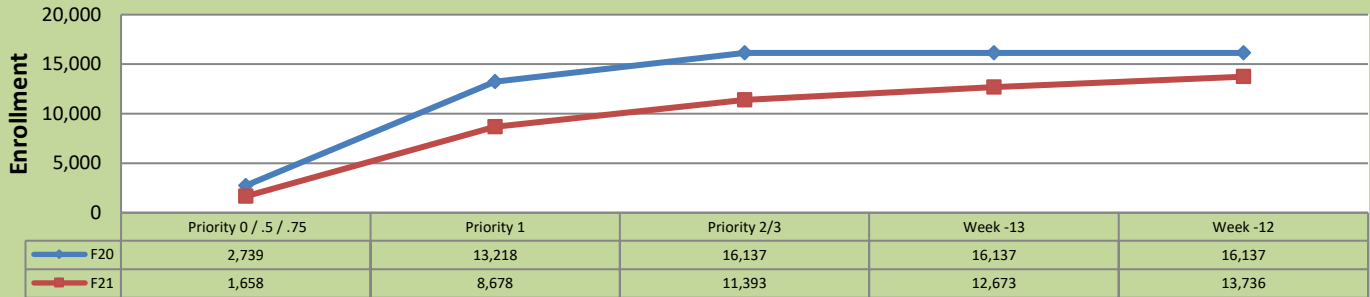


Fall 21 Enrollment Report by Registration Priority Time Period

May 31, 2021: Week -12

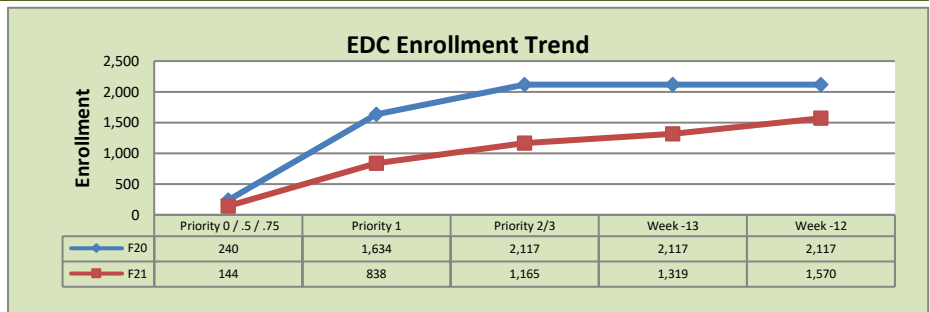
Total Enrollment F20 and F21 % Change F20 - F21 = -14.9%



Enrollment by Site

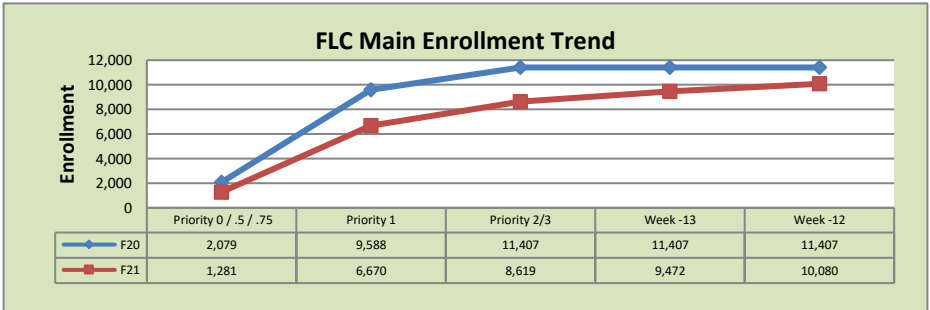
El Dorado Center

	F20	F21	% Change
Undup Hdcnt	346	340	-2%
Total Sections	116	121	4%
FTE	24.478	27.626	13%
Fill Rate	57%	44%	-13%
Productivity	368.82	280.54	-24%
FTEs	292	251	-14%



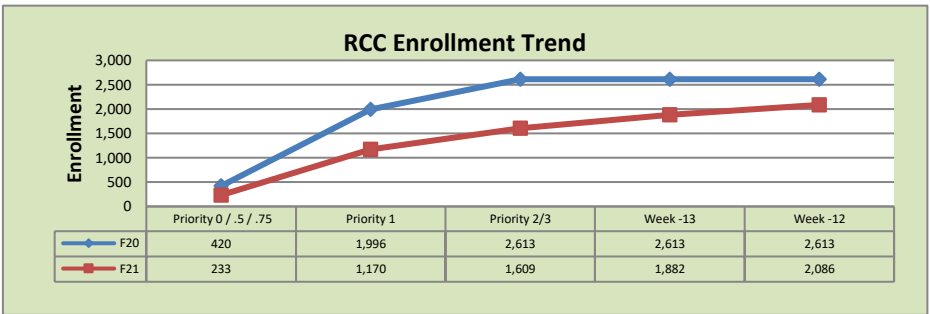
FLC Main

	F20	F21	% Change
Undup Hdcnt	3,830	3,782	-1%
Total Sections	550	559	2%
FTE	113.000	118.119	5%
Fill Rate	63%	57%	-6%
Productivity	403.30	343.71	-15%
FTEs	1,476	1,315	-11%



Rancho Cordova Center

	F20	F21	% Change
Undup Hdcnt	1,912	1,591	-17%
Total Sections	156	157	1%
FTE	26.697	30.890	16%
Fill Rate	56%	45%	-11%
Productivity	342.4	227.97	-33%
FTEs	296	228	-23%



FLC Enrollment Totals

	F20	F21	% Change
Unduplicated Headcount	6,088	5,713	-6%
Total Sections	830	849	2%
FTE	165.942	178.568	8%
Fill Rate	60%	52%	-8%
Productivity (WSCH/FTE)	384.12	310.2	-19%
FTEs ((WSCH*17)/525)	2,064	1,794	-13%

Notes:

1. Fill Rate does not include Work Experience (498/198) or Independent Study (495) sections.
2. Inmate Education enrollments are included in the FLC grand totals. Totals by location are reported separately.

Enrollment started April 19, 2021. Semester starts August 21, 2021.