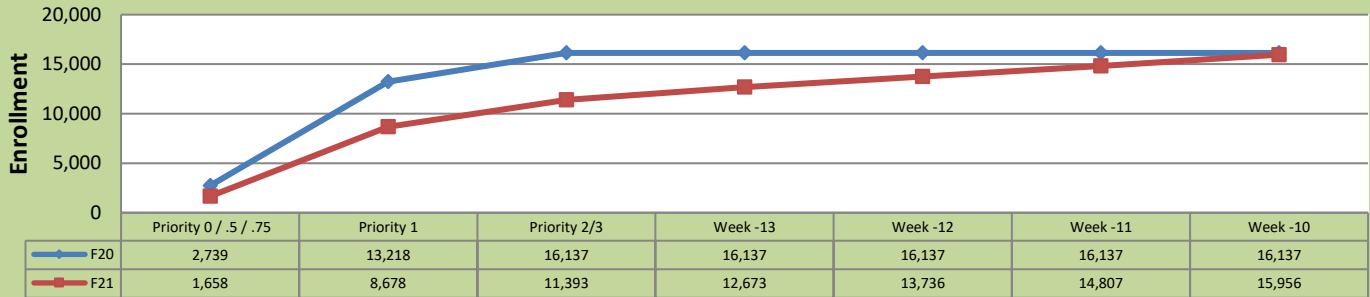


## Fall 21 Enrollment Report by Registration Priority Time Period

June 14, 2021: Week -10

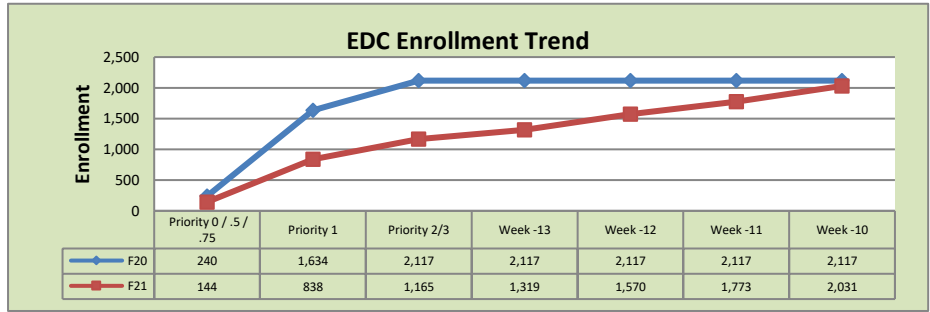
### Total Enrollment F20 and F21 % Change F20 - F21 = -1.1%



### Enrollment by Site

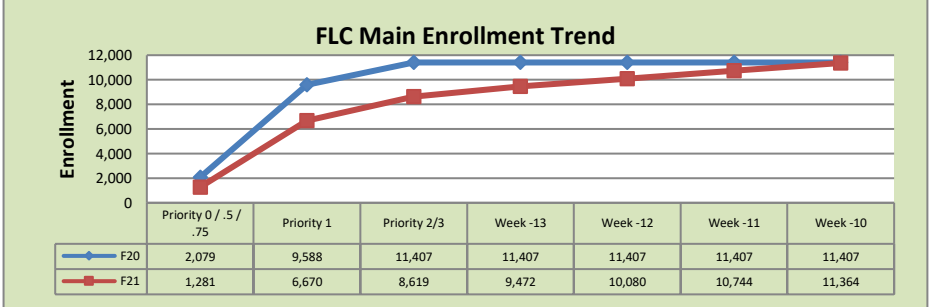
#### El Dorado Center

	F20	F21	% Change
Undup Hdcnt	346	411	19%
Total Sections	116	121	4%
FTE	24.478	27.626	13%
Fill Rate	57%	56%	-1%
Productivity	368.82	340.08	-8%
FTEs	292	304	4%



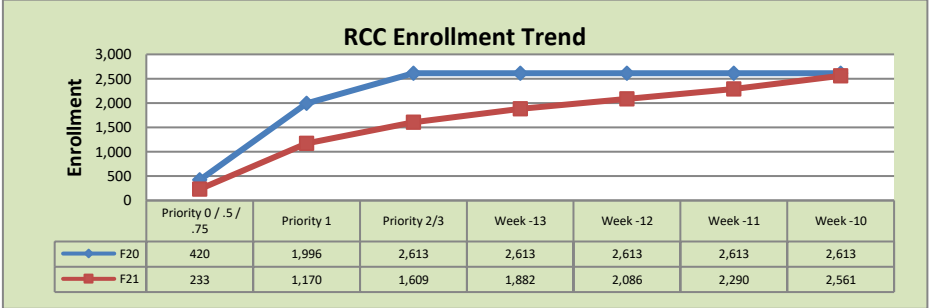
#### FLC Main

	F20	F21	% Change
Undup Hdcnt	3,830	4,344	13%
Total Sections	550	558	1%
FTE	113.000	117.977	4%
Fill Rate	63%	64%	1%
Productivity	403.30	384	-5%
FTEs	1,476	1,467	-1%



#### Rancho Cordova Center

	F20	F21	% Change
Undup Hdcnt	1,912	1,983	4%
Total Sections	156	157	1%
FTE	26.697	30.890	16%
Fill Rate	56%	55%	-1%
Productivity	342.4	277.02	-19%
FTEs	296	277	-6%



### FLC Enrollment Totals

	F20	F21	% Change
Unduplicated Headcount	6,088	6,738	11%
Total Sections	830	848	2%
FTE	165.942	178.426	8%
Fill Rate	60%	60%	0%
Productivity (WSCH/FTE)	384.12	354.52	-8%
FTEs ([WSCH*17]/525)	2,064	2,048	-1%

#### Notes:

- Fill Rate does not include Work Experience (498/198) or Independent Study (495) sections.
- Inmate Education enrollments are included in the FLC grand totals. Totals by location are reported separately.

Enrollment started April 19, 2021. Semester starts August 21, 2021.