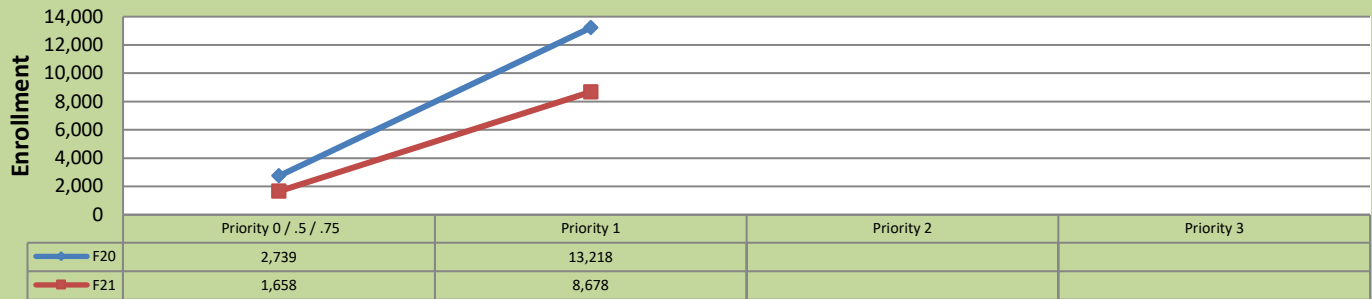


## Fall 21 Enrollment Report by Registration Priority Time Period

May 8, 2021: End of Priority 1

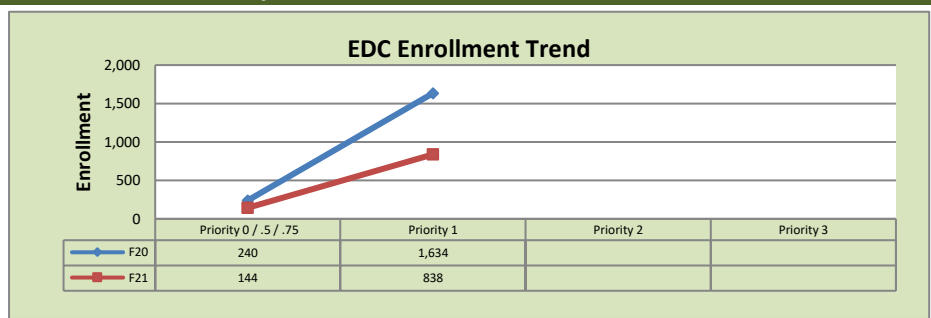
### Total Enrollment F20 and F21 % Change F19 - F20 = -34.3%



### Enrollment by Site

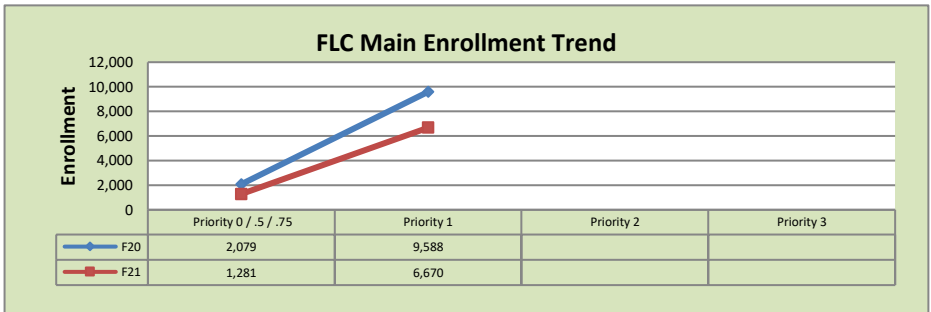
#### El Dorado Center

	F20	F21	% Change
Undup Hdcnt	233	208	-11%
Total Sections	116	117	1%
FTE	24.478	27.099	11%
Fill Rate	47%	29%	-18%
Productivity	298.26	175.94	-41%
FTEs	236	154	-35%



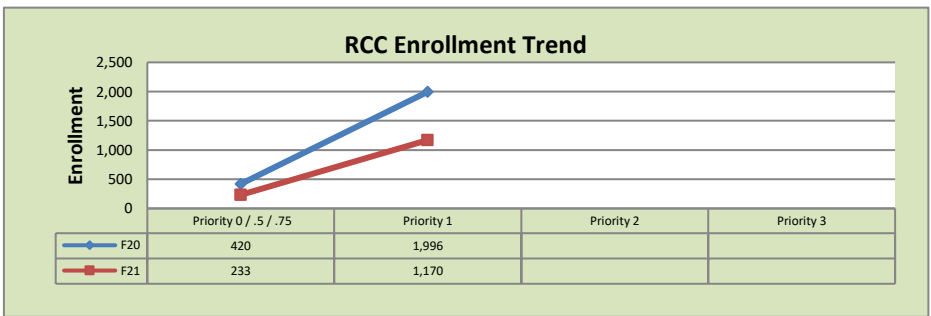
#### FLC Main

	F20	F21	% Change
Undup Hdcnt	3,098	2,545	-18%
Total Sections	550	557	1%
FTE	113.000	117.229	4%
Fill Rate	54%	41%	-13%
Productivity	343.37	236.77	-31%
FTEs	1,256	899	-28%



#### Rancho Cordova Center

	F20	F21	% Change
Undup Hdcnt	1,461	959	-34%
Total Sections	156	157	1%
FTE	26.697	31.023	16%
Fill Rate	44%	26%	-18%
Productivity	258.47	129.71	-50%
FTEs	223	130	-42%



### FLC Enrollment Totals

	F20	F21	% Change
Unduplicated Headcount	4,792	3,712	-23%
Total Sections	830	844	2%
FTE	165.942	177.484	7%
Fill Rate	51%	37%	-14%
Productivity (WSCH/FTE)	319.4	205.92	-36%
FTEs ([WSCH*17]/525)	1,716	1,183	-31%

#### Notes:

1. Fill Rate does not include Work Experience (498/198) or Independent Study (495) sections.
2. Inmate Education numbers are included in the FLC totals. Site totals all reported on a separate page once enrollment starts.

Enrollment started April 19, 2021. Semester starts August 21, 2021.