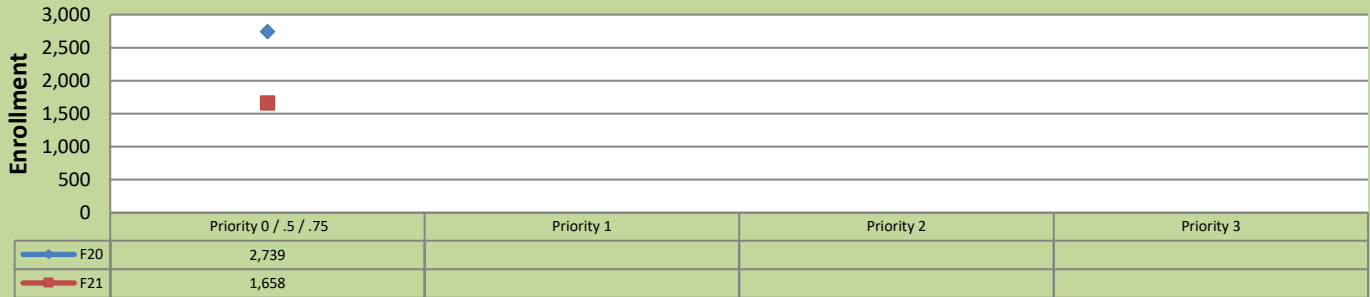


## Fall 21 Enrollment Report by Registration Priority Time Period

April 24, 2021: End of Priority 0, 0.5 & .75

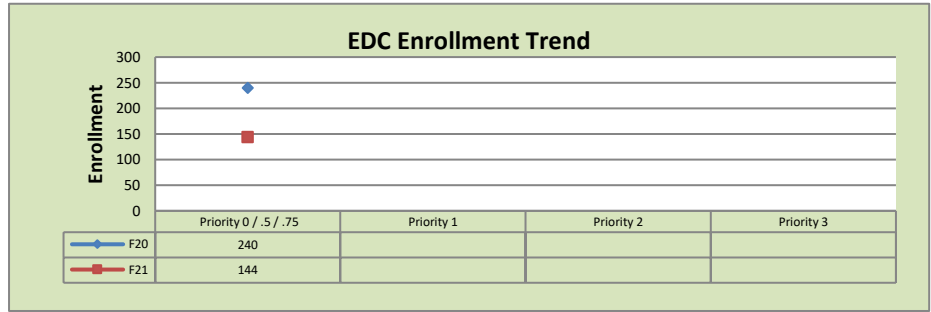
### Total Enrollment F20 and F21 % Change F20 - F21 = -39.5%



### Enrollment by Site

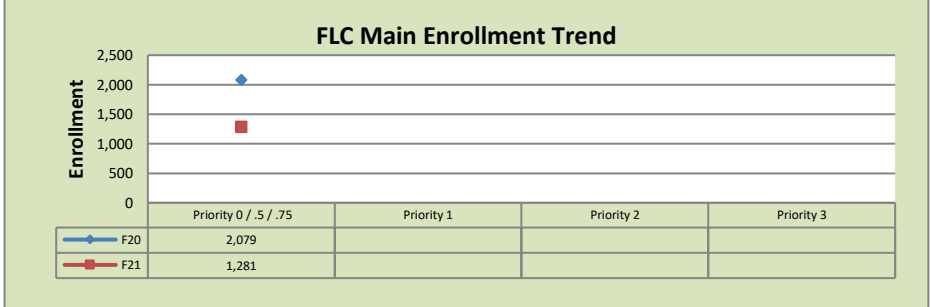
#### El Dorado Center

	F20	F21	% Change
Undup Hdcnt	31	24	-23%
Total Sections	116	116	0%
FTE	24.478	26.774	9%
Fill Rate	7%	4%	-3%
Productivity	52.17	27.97	-46%
FTEs	41	24	-41%



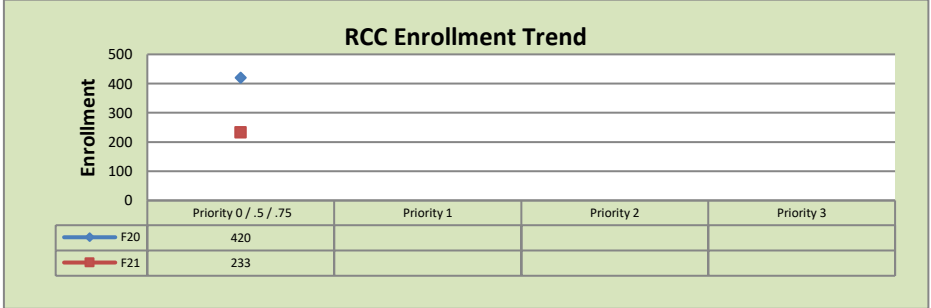
#### FLC Main

	F20	F21	% Change
Undup Hdcnt	556	467	-16%
Total Sections	550	554	1%
FTE	114.792	117.034	2%
Fill Rate	10%	7%	-3%
Productivity	76.13	48.28	-37%
FTEs	283	183	-35%



#### Rancho Cordova Center

	F20	F21	% Change
Undup Hdcnt	289	167	-42%
Total Sections	156	157	1%
FTE	45.225	31.023	-31%
Fill Rate	9%	4%	-5%
Productivity	36.8	30.28	-18%
FTEs	54	30	-44%



### FLC Enrollment Totals

	F20	F21	% Change
Unduplicated Headcount	876	658	-25%
Total Sections	830	840	1%
FTE	186.062	176.964	-5%
Fill Rate	10%	6%	-4%
Productivity (WSCH/FTE)	62.78	41.47	-34%
FTEs ((WSCH*17)/525)	378	238	-37%

#### Notes:

1. Fill Rate does not include Work Experience (498/198) or Independent Study (495) sections.
2. Inmate Education numbers are included in the FLC totals. Site totals all reported on a separate page once enrollment starts.

Enrollment started April 19, 2021. Semester starts August 21, 2021.